

A.V KANTHAMMA COLLEGE FOR WOMEN, HASSAN

Department of Commerce

Result Analysis Report: 2018-19 to 2020-21 Batches

Introduction:

Result Analysis help to understand how students are learning and how they have performed in each area of the programme. Result analysis report can be used to identify areas of strength and weakness of a student. It also reveals the quality of teaching and the areas of to be focused. After the announcement of end semester results, the Staff members of the department collects the data from the Examination section and analysis is done using Microsoft Excel. Reports are prepared by the Head of the Department for review and corrective actions and the same report is being sent to IQAC.

Objective:

- To identify the subjects in which students are showing weak performance
- To take corrective measure for each paper
- To identify Slow Learners and to conduct remedial classes for them

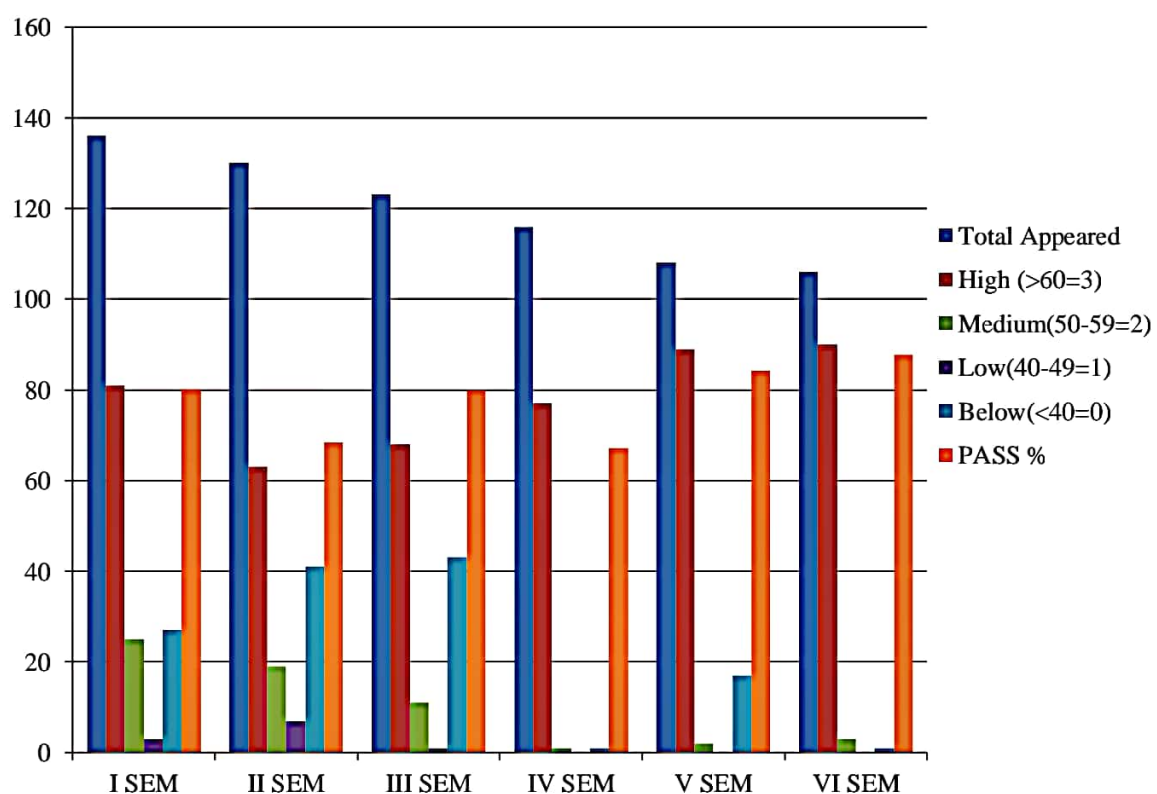
.

Methodology: Calculations were done in Microsoft Excel Sheets.

RESULT ANALYSIS 2018-19, 2019-20, 2020-21

	I SEM	II SEM	III SEM	IV SEM	V SEM	VI SEM
Total Appeared	136	130	123	116	108	106
High (>60=3)	81	63	68	77	89	90
Medium(50-59=2)	25	19	11	1	2	3
Low(40-49=1)	3	7	1	0	0	0
Below(<40=0)	27	41	43	1	17	1
PASS %	80.15	68.46	79.81	67.24	84.26	87.74

B.COM RESULT ANALYSIS 2018-19, 2019-20, 2020-21 BATCH



Outcome:

- The analysis shows that, there was an improvement in results during I, V and VI semesters
- Considerable Improvement in the number of students belonging to High Category from II Semester
- A positive Decline in number of fails Students.
- Identified slow learners based on the basis of result.
- It is observed that, there was a continuous drop out in students' strength in this batch for the reasons beyond our limit, this is mostly due to marriage and a few students opting for jobs before completing their course and majority of the students were from rural areas and from low income group families.

Action:

- The results were discussed in the department meeting which resulted in corrective measures.
- Results were discussed with parents during the Parent-Teacher Meeting
- Conducted remedial classes to the students whose results were showing downward trend
- College offered Merit Prizes to the students who scored highest marks during even semesters

A.V KANTHAMMA COLLEGE FOR WOMEN, HASSAN

Department of Commerce

Result Analysis Report: 2019-20 to 2021-22 Batches

Introduction:

Result Analysis help to understand how students are learning and how they have performed in each area of the programme. Result analysis report can be used to identify areas of strength and weakness of a student. It also reveals the quality of teaching and the areas of to be focused. After the announcement of end semester results, the Staff members of the department collects the data from the Examination section and analysis is done using Microsoft Excel. Reports are prepared by the Head of the Department for review and corrective actions and the same report is being sent to IQAC.

Objective:

- To identify the subjects in which students are showing weak performance
- To take corrective measure for each paper
- To identify Slow Learners and to conduct remedial classes for them

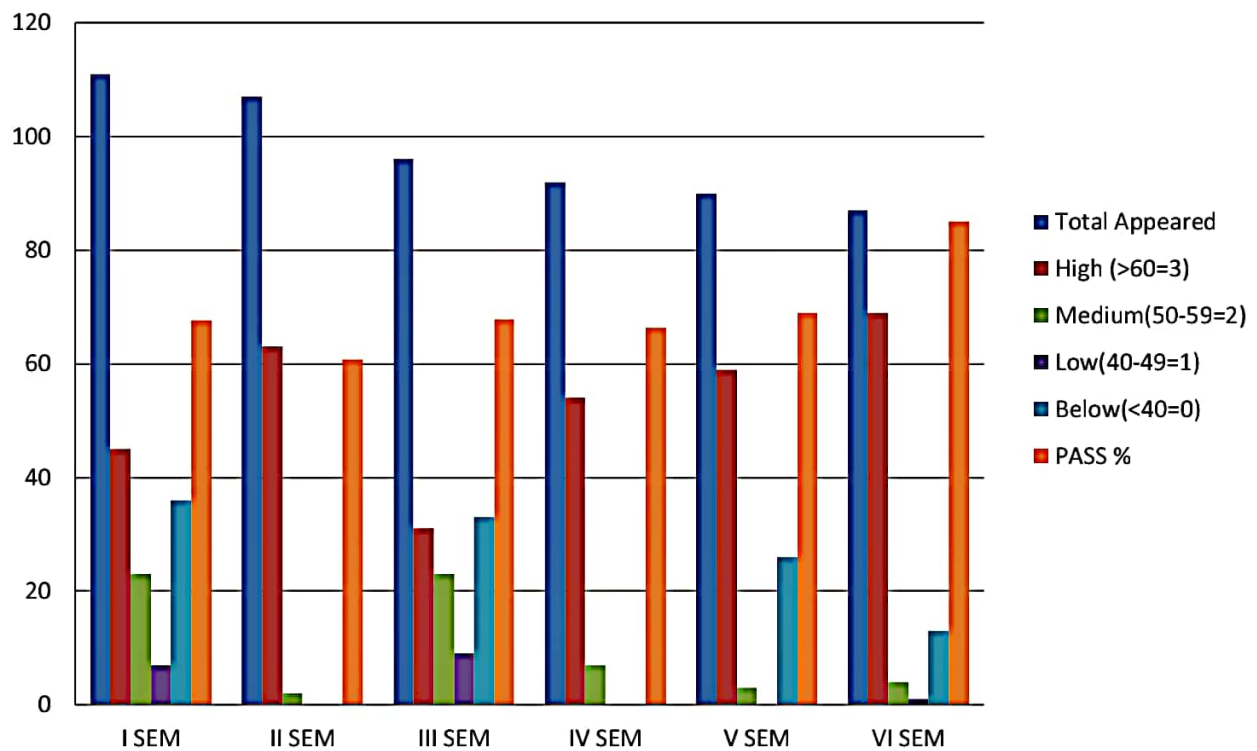
.

Methodology: Calculations were done in Microsoft Excel Sheets.

RESULT ANALYSIS: 2019-20, 2020-21, 2021-22

	I SEM	II SEM	III SEM	IV SEM	V SEM	VI SEM
Total Appeared	111	107	96	92	90	87
High (>60=3)	45	63	31	54	59	69
Medium(50-59=2)	23	2	23	7	3	4
Low(40-49=1)	7		9			1
Below(<40=0)	36		33		26	13
PASS %	67.57	60.75	67.74	66.3	68.89	85.06

B.Com Result Analysis : 2019-20, 2020-21, 2021-22



Outcome:

- The analysis shows that, there is a decline in pass percentage in II, IV and V Semester due to the pandemic situation no exam was conducted by the university. Hence, the university has declared the results based on the IA marks scored by the students.
- Considerable Improvement in the results of students belonging to High Category
- Increase in number of fails (Below Category) during 2020-21 as we were taking online classes due to pandemic situation and majority of our students were unable to attend the online classes due to poor network in their villages
- Identified slow learners based on the basis of result.
- It is observed that, there was a continuous drop out in students' strength in this batch for the reasons beyond our limit, this is mostly due to marriage and a few students opting for jobs before completing their course and majority of the students were from rural areas and from low income group families.

Action:

- The results were discussed in the department meeting which resulted in corrective measures.
- Results were discussed with parents during the Parent-Teacher Meeting
- Conducted remedial classes to the students whose results were showing downward trend
- College offered Merit Prizes to the students who scored highest marks during even semesters

A.V KANTHAMMA COLLEGE FOR WOMEN, HASSAN
Department of Commerce

Result Analysis Report: 2020-21 to 2022-23 Batches

Introduction:

Result Analysis help to understand how students are learning and how they have performed in each area of the programme. Result analysis report can be used to identify areas of strength and weakness of a student. It also reveals the quality of teaching and the areas of to be focused. After the announcement of end semester results, the Staff members of the department collect the data from the Examination section and analysis is done using Microsoft Excel. Reports are prepared by the Head of the Department for review and corrective actions and the same report is being sent to IQAC.

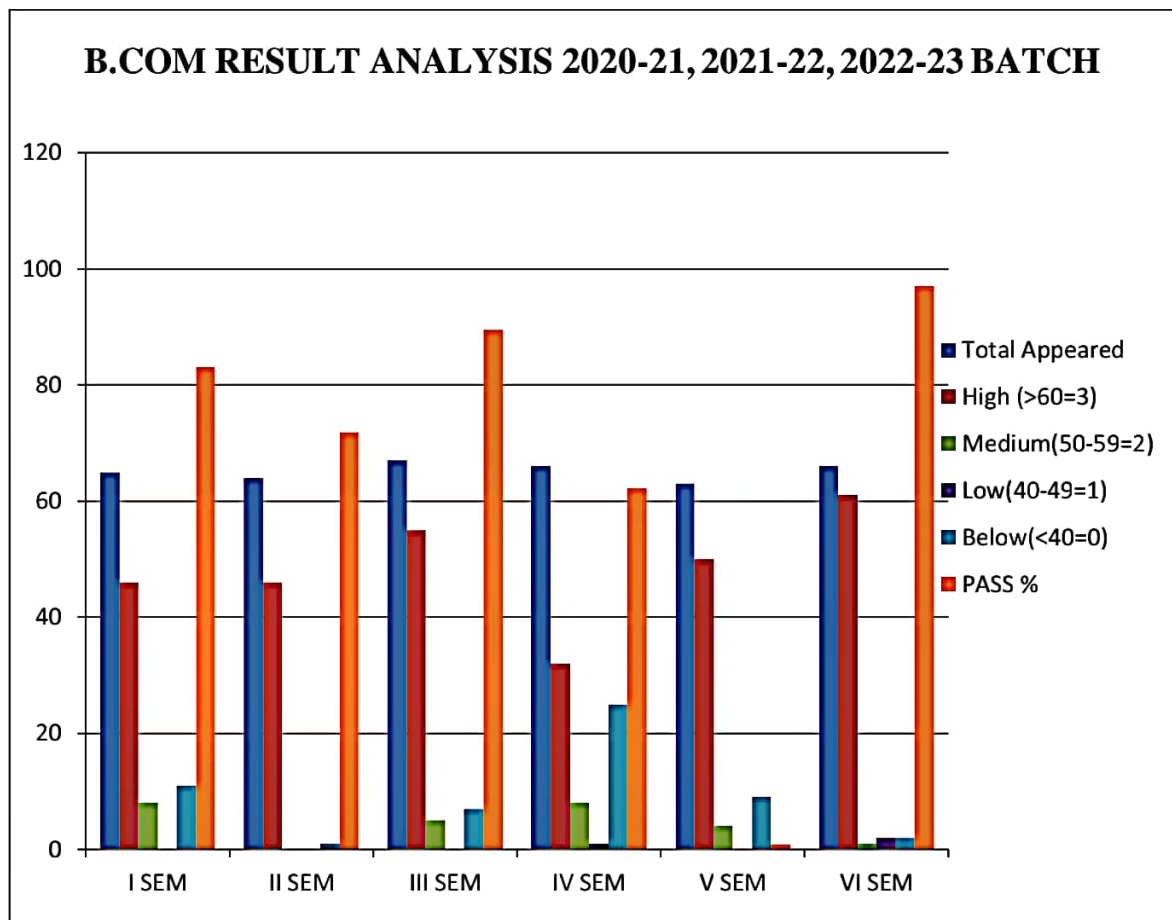
Objective:

- To identify the subjects in which students are showing weak performance
- To take corrective measure for each paper
- To identify Slow Learners and to conduct remedial classes for them
-

Methodology: Calculations were done in Microsoft Excel Sheets.

RESULT ANALYSIS: 2020-21, 2021-22, 2022-23

	I SEM	II SEM	III SEM	IV SEM	V SEM	VI SEM
Total Appeared	65	64	67	66	63	62
High (>60=3)	46	46	55	32	50	57
Medium(50-59=2)	8	0	5	8	4	1
Low(40-49=1)	0	0	0	1	0	2
Below(<40=0)	11	1	7	25	9	2
PASS %	83.07	71.87	89.55	62.12	86	96.77



Outcome:

- Comparatively the overall pass percentage was very good in VI Semester.
- The analysis shows that, there was an improvement in results during I, III, V and VI semesters
- Considerable increase in the number of students belonging to High Category from I, II, III, IV and VI Semesters
- A positive Decline in number of fail Students till III Semester but it was raised to 25 and again it was declined to 9 and 2 in V and VI Semesters respectively.
- Identified slow learners based on the basis of result.
- It is observed that, there was a continuous drop out in students' strength in this batch for the reasons beyond our limit, this is mostly due to marriage and a few students opting for jobs before completing their course and majority of the students were from rural areas and from low income group families.

Action:

- The results were discussed in the department meeting which resulted in corrective measures.
- Results were discussed with parents during the Parent-Teacher Meeting
- Conducted remedial classes to the slow learners
- Online unit test were conducted
- College offered Merit Prizes to the students who scored highest marks during even semesters

A.V KANTHAMMA COLLEGE FOR WOMEN, HASSAN
Department of Commerce

Result Analysis Report: 2021-22 to 2023-24 Batch

Introduction:

Result Analysis help to understand how students are learning and how they have performed in each area of the programme. Result analysis report can be used to identify areas of strength and weakness of a student. It also reveals the quality of teaching and the areas of to be focused. After the announcement of end semester results, the Staff members of the department collects the data from the Examination section and analysis is done using Microsoft Excel. Reports are prepared by the Head of the Department for review and corrective actions and the same report is being sent to IQAC.

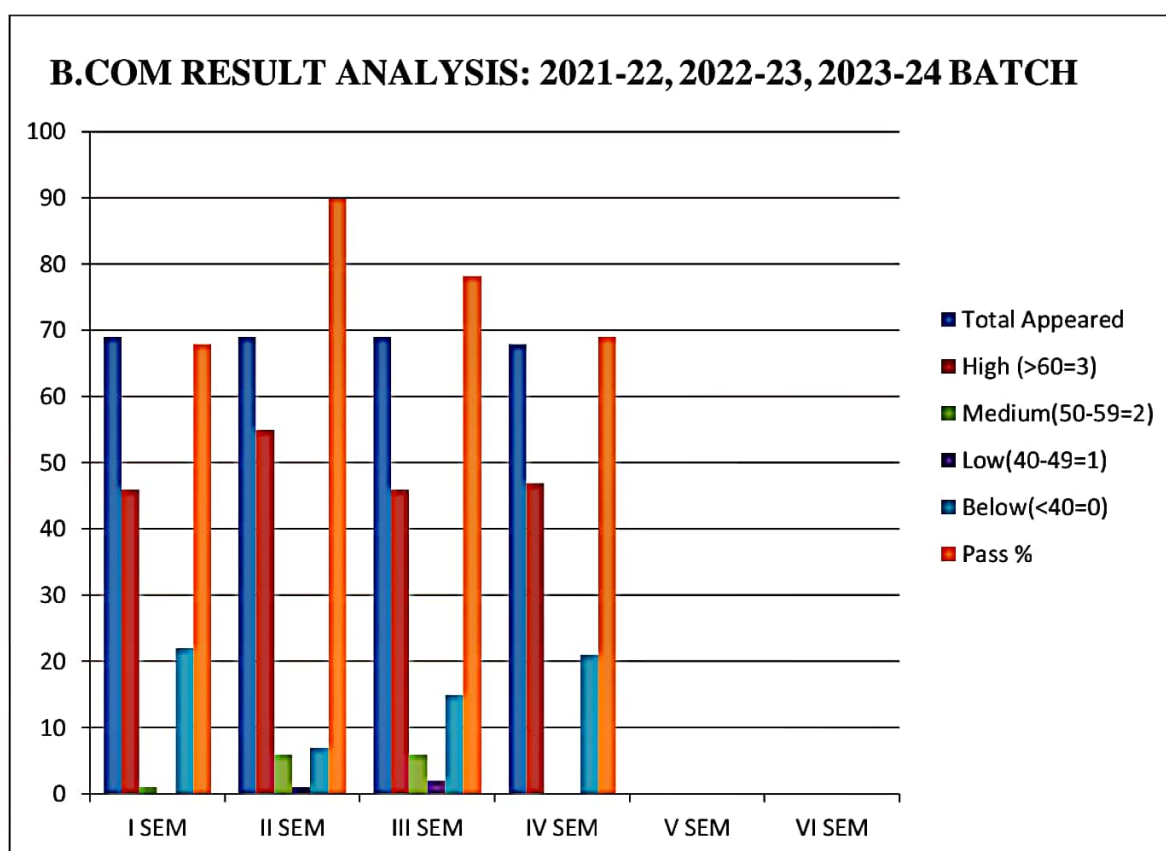
Objective:

- To identify the course in which students are showing weak performance
- To take corrective measure for each paper
- To identify Slow Learners and to conduct remedial classes for them

Methodology: Calculations were done in Microsoft Excel Sheets.

RESULT ANALYSIS: 2021-22, 2022-23, 2023-24

	I SEM	II SEM	III SEM	IV SEM	V SEM	VI SEM
Total Appeared	69	69	69	68		
High (>60=3)	46	55	46	47		
Medium(50-59=2)	1	6	6	0		
Low(40-49=1)	0	1	2	0		
Below(<40=0)	22	7	15	21		
PASS %	68	89.86	78.26	69.11		



Outcome:

- The analysis shows that, there was an improvement in results during I and II semesters but it was considerably declined during III and IV semesters
- Considerable changes in the number of students belonging to High Category from I Semester
- A positive Decline in number of fails Students in II semester to 9 from 22 but again it was raised to 15 in III Semester and 21 in IV semester.
- The overall pass percentage was seen increasing and decreasing over the semesters
- Identified slow learners based on the basis of result.
- It is observed that, there was a continuous drop out in students' strength in this batch for the reasons beyond our limit, this is mostly due to marriage and a few students opting for jobs before completing their course and majority of the students were from rural areas and from low income group families.

Action:

- The results were discussed in the department meeting which resulted in corrective measures.
- Results were discussed with parents during the Parent-Teacher Meeting
- Conducted remedial classes to slow learners
- Online unit test were conducted
- College offered Merit Prizes to the students who scored highest marks during even semesters

A.V KANTHAMMA COLLEGE FOR WOMEN, HASSAN
Department of Commerce

Result Analysis Report: 2022-23 to 2024-25 Batch

Introduction:

Result Analysis help to understand how students are learning and how they have performed in each area of the programme. Result analysis report can be used to identify areas of strength and weakness of a student. It also reveals the quality of teaching and the areas of to be focused. After the announcement of end semester results, the Staff members of the department collects the data from the Examination section and analysis is done using Microsoft Excel. Reports are prepared by the Head of the Department for review and corrective actions and the same report is being sent to IQAC.

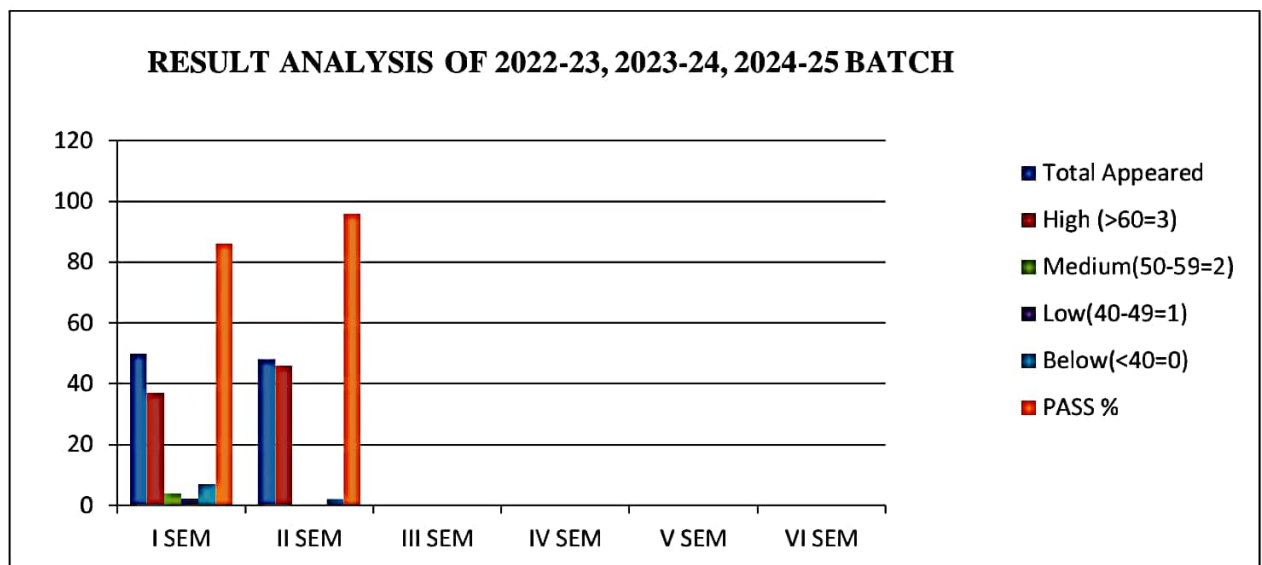
Objective:

- To identify the course in which students are showing weak performance
- To take corrective measure for each paper
- To identify Slow Learners and to conduct remedial classes for them

Methodology: Calculations were done in Microsoft Excel Sheets.

RESULT ANALYSIS: 2022-23, 2023-24, 2024-25

	I SEM	II SEM	III SEM	IV SEM	V SEM	VI SEM
Total Appeared	50	48				
High (>60=3)	37	46				
Medium (50-59=2)	4	0				
Low (40-49=1)	2	0				
Below (<40=0)	7	2				
PASS %	86	95.83				



Outcome:

- The overall Pass Percentage was considerably increased from I to II semesters
- Majority of total appeared belong to the High category
- There is positive decline in the fail category

Action:

- The results were discussed in the department meeting which resulted in corrective measures.
- Results were discussed with parents during the Parent-Teacher Meeting
- Conducted remedial classes to the slow learners

A.V.K College for women, Hassan.
Department of Zoology
Result sheet and analysis (2018-19, 19-20, 20-2021 Batch)

Semester	1 Sem	2 Sem	3 Sem	4 Sem	5 Sem	6 Sem
Total appeared	68	66	67	65	63	60
Distinction. >75% (>7.5 credits)	32	39	32	47	40	27
I class .60-74% (6-7credits)	06	18	17	17	14	25
II class 50-60% (5-6 Credits)	12	07	18	01	04	08
III class/Pass(35-50%) (4-5Credits)	16	02	00	00	05	00
Absent /Fails	02	00	00	00	00	00

Program out come : Total number of 68 students were enrolled to I BSc , (CBCS) during the year 2018 -19, at the end of course their number is reduced to 60, as some students got married and discontinued their studies. Semester by semester there is an improvement in the results, but in the last sem number of distinction is reduced because exam was postponed and conducted 3 months later due to corona pandemic outbreak.

H O D , Dept of Zoology

Principal

A.V.K College for women, Hassan.
Department of Zoology
Result sheet and analysis (2019-20, 20-21, 21-2022 Batch)

SEMESTER	1 Sem	2 Sem	3 Sem	4 Sem	5 Sem	6 Sem
Total appeared	43	40	35	35	35	35
Distinction. >75% (>7.5 credits)	16	30	13	33	29	33
I class .60-74% (6-7credits)	12	08	15	00	06	02
II class 50-60% (5-6 Credits)	11	01	06	00	00	00
III class/Pass(35-50%) (4-5Credits)	00	00	00	00	00	00
Absent/ Fail	04	01	01	02	00	00

Program out come : Total number of 43 students were enrolled to I BSc , (CBCS) during the year 2019 -20 , at the end of course their number is reduced to 35, as some students got married and discontinued their studies. When compare to entry level there is drastic improvement in the number of distinctions. This batch students were very enthusiastic and focused . all the 35 students have joined Higher education.

H O D , Dept of Zoology

Principal

A.V.K College for women, Hassan.
Department of Zoology
Result sheet and analysis (2020-21, 21-22, 22-2023 Batch)

SEMESTER	1 Sem	2 Sem	3 Sem	4 Sem	5 Sem	6 Sem
Total appeared	38	41	40	40	40	40
Distinction. >75% (>7.5 credits)	18	35	11	16	31	32
I class .60-74% (6-7credits)	11	06	20	16	08	06
II class 50-60% (5-6 Credits)	05	00	08	06	01	01
III class/Pass(35-50%) (4-5Credits)	03	00	01	02	00	00
Absent	01	0	00	00	00	01

Program out come : Total number of 38 students were enrolled to I BSc , (CBCS) during the year 2019 -20 , 2 discontinued students were re-joined the course again. When compare to entry level there is a drastic improvement in the result and number of distinction. This batch students were very enthusiastic and focused . All the 32 students have joined Higher education. One student was absent due to health issues.

H O D , Dept of Zoology

Principal

A V KANTHAMMA COLLEGE FOR WOMEN, HASSAN

Department of Computer Application

Result Analysis Report: 2018-19 to 2020-21 Batches

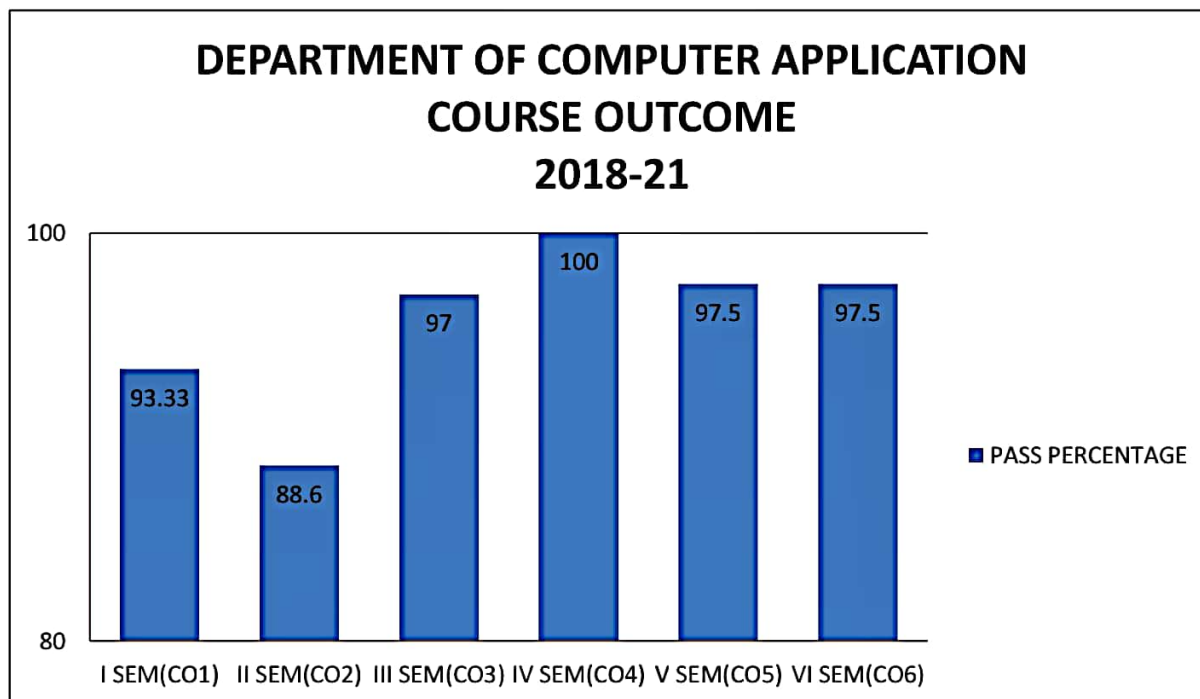
Introduction:

Result Analysis help to understand how students are learning and how they have performed in each area of the programme. Result analysis report can be used to identify areas of strength and weakness of a student. It also reveals the quality of teaching and the areas of to be focused. After the announcement of end semester results, the Staff members of the department collects the data from the Examination section and analysis is done using Microsoft Excel. Reports are prepared by the Head of the Department for review and corrective actions and the same report is being sent to IQAC.

Objective:

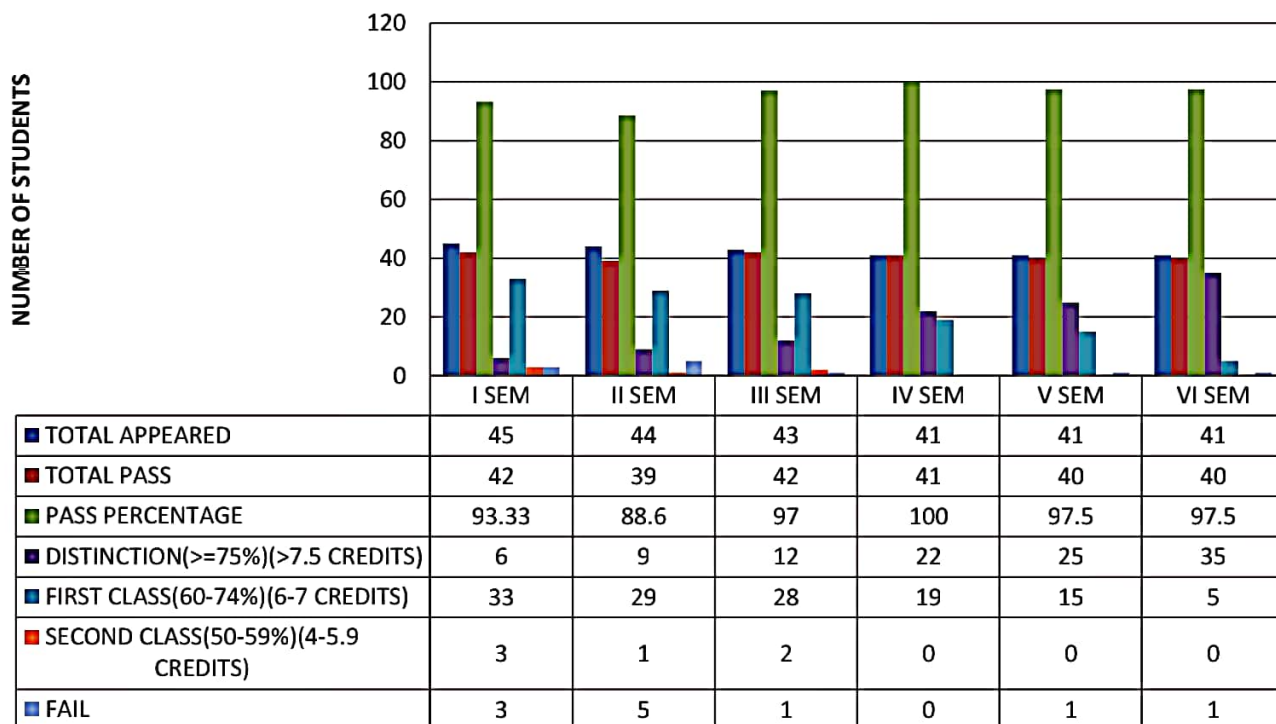
- To identify the subjects in which students are showing weak performance
- To take corrective measure for each paper
- To identify Slow Learners and to conduct remedial classes for them

Methodology: Calculations were done in Microsoft Excel Sheets.



RESULT ANALYSIS 2018-19, 2019-20, 2020-21

DEPARTMENT OF COMPUTER APPLICATION RESULT ANALYSIS 2018-21



Outcome:

- The analysis shows that, there was an improvement in results during III, IV,V and VI semesters.
- Considerable Improvement in the number of students belonging to Distinction Category from III Semester.
- A positive Decline in number of fails Students.
- Identified slow learners based on the basis of result.

Action:

- The results were discussed in the department meeting which resulted in corrective measures.
- Results were discussed with parents during the Parent-Teacher Meeting
- Conducted remedial classes to the students whose results were showing downward trend
- College offered Merit Prizes to the students who scored highest marks during even semesters

A V KANTHAMMA COLLEGE FOR WOMEN, HASSAN

Department of Computer Application

Result Analysis Report: 2019-20 to 2021-22 Batches

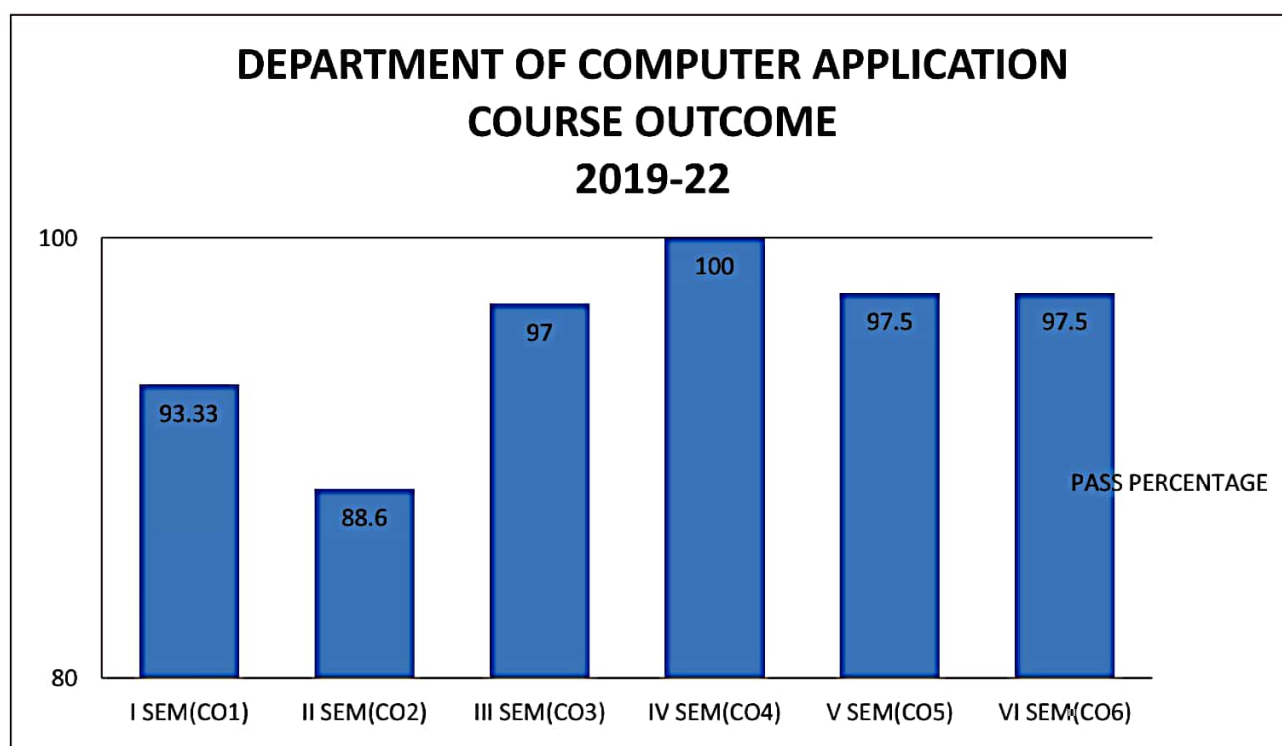
Introduction:

Result Analysis help to understand how students are learning and how they have performed in each area of the programme. Result analysis report can be used to identify areas of strength and weakness of a student. It also reveals the quality of teaching and the areas of to be focused. After the announcement of end semester results, the Staff members of the department collects the data from the Examination section and analysis is done using Microsoft Excel. Reports are prepared by the Head of the Department for review and corrective actions and the same report is being sent to IQAC.

Objective:

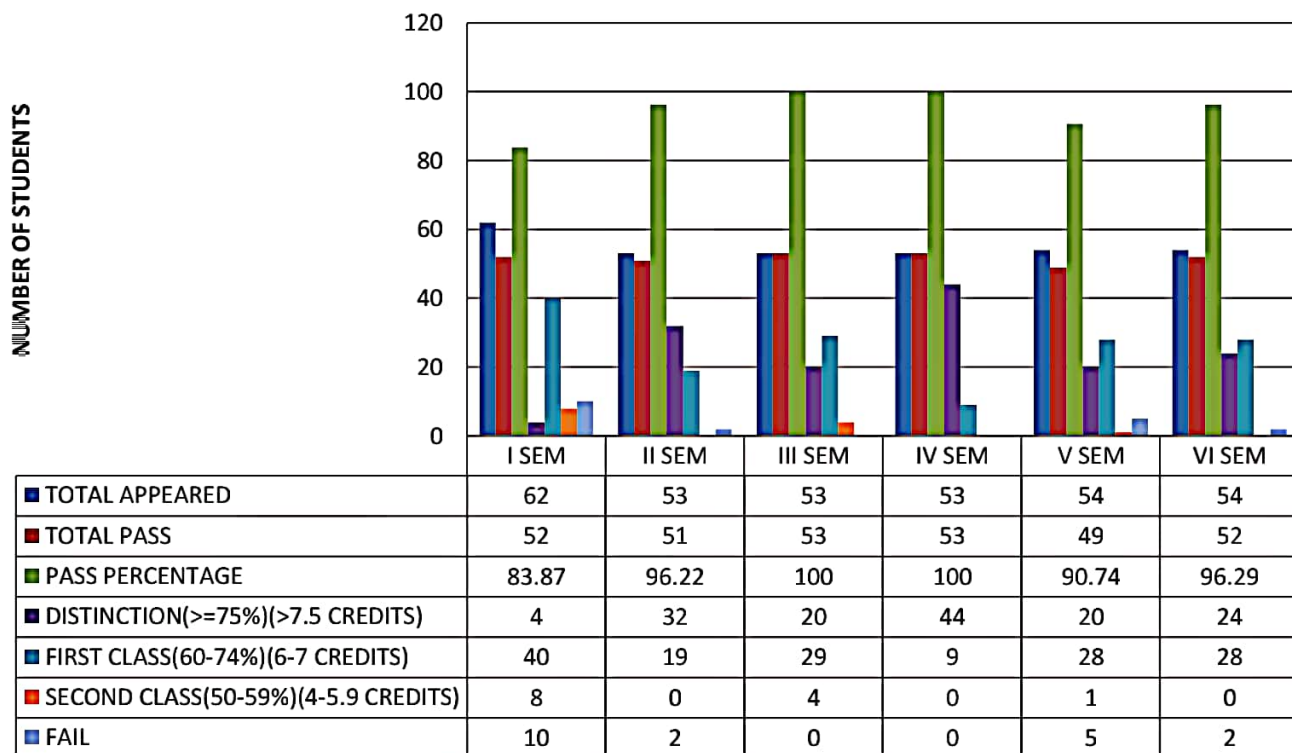
- To identify the subjects in which students are showing weak performance
- To take corrective measure for each paper
- To identify Slow Learners and to conduct remedial classes for them

Methodology: Calculations were done in Microsoft Excel Sheets.



RESULT ANALYSIS 2019-20, 2020-21, 2021-21

DEPARTMENT OF COMPUTER APPLICATIONS RESULT ANALYSIS 2019-22



Outcome:

- The analysis shows that, there was an improvement in results during I,II,III,IV but it was declined to 90.74% in V semester and again it was raised to 96.29% in VI semester.
- Considerable Improvement in the results of students belonging to Distinction and First class Category during some semester.
- There is an considerable decline in fail during II semester and VI semester and there is no fail during III and IV semester.
- Identified slow learners based on the basis of result.

Action:

- The results were discussed in the department meeting which resulted in corrective measures.
- Results were discussed with parents during the Parent-Teacher Meeting
- Conducted remedial classes to the students whose results were showing downward trend
- College offered Merit Prizes to the students who scored highest marks during even semesters

A V KANTHAMMA COLLEGE FOR WOMEN, HASSAN

Department of Computer Application

Result Analysis Report: 2020-21 to 2022-23 Batches

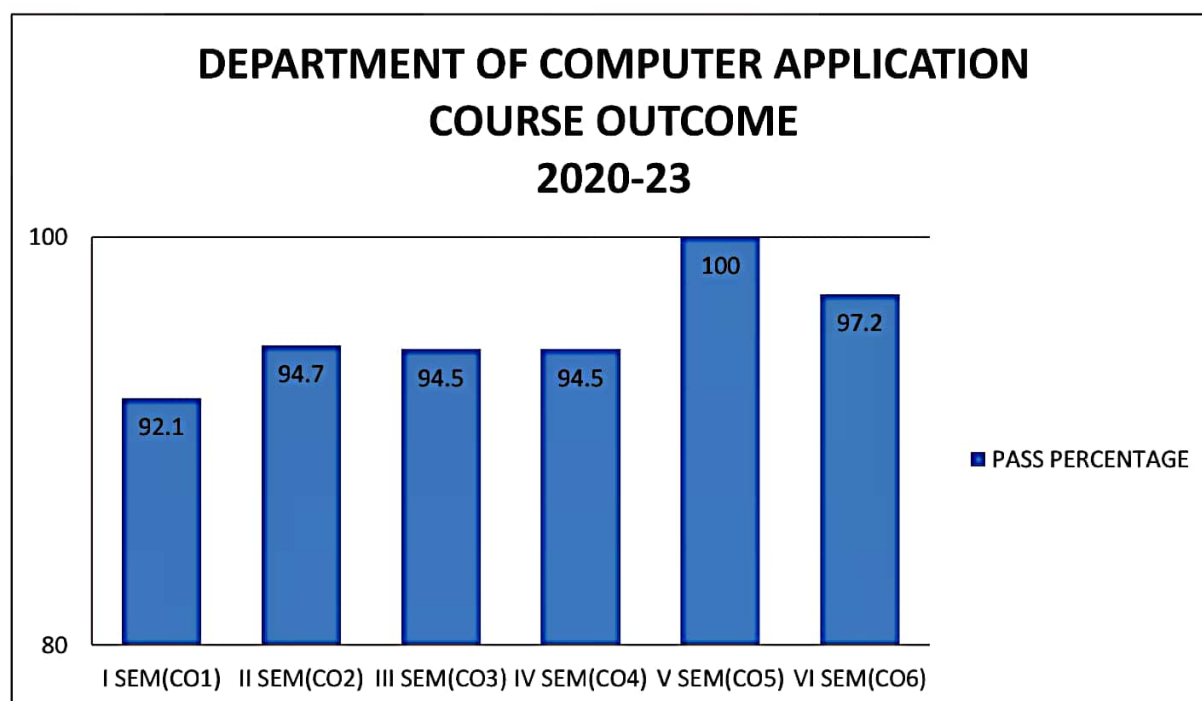
Introduction:

Result Analysis help to understand how students are learning and how they have performed in each area of the programme. Result analysis report can be used to identify areas of strength and weakness of a student. It also reveals the quality of teaching and the areas of to be focused. After the announcement of end semester results, the Staff members of the department collects the data from the Examination section and analysis is done using Microsoft Excel. Reports are prepared by the Head of the Department for review and corrective actions and the same report is being sent to IQAC.

Objective:

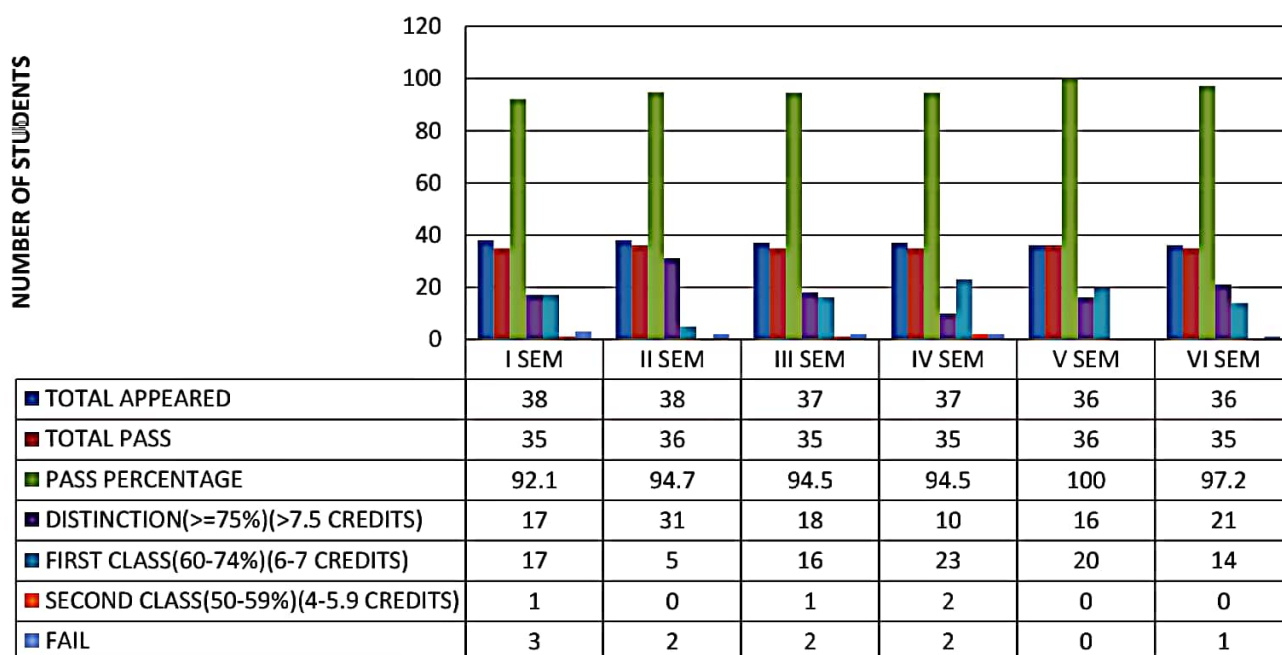
- To identify the subjects in which students are showing weak performance
- To take corrective measure for each paper
- To identify Slow Learners and to conduct remedial classes for them

Methodology: Calculations were done in Microsoft Excel Sheets.



RESULT ANALYSIS 2020-21, 2021-22, 2022-23

DEPARTMENT OF COMPUTER APPLICATIONS RESULT ANALYSIS 2020-2023



Outcome:

- Comparatively the overall pass percentage continuously increased from I semester to V Semester, but there is slight decline in pass percentage during VI semester.
- The analysis shows that, Considerable increase in the number of students belonging to First class Category .
- A positive Decline in number of fail Students from II Semester and there is no fail students in V semester.
- Identified slow learners based on the basis of result.

Action:

- The results were discussed in the department meeting which resulted in corrective measures.
- Results were discussed with parents during the Parent-Teacher Meeting
- Conducted remedial classes to the slow learners
- Online unit test were conducted
- College offered Merit Prizes to the students who scored highest marks during even semesters

A V KANTHAMMA COLLEGE FOR WOMEN, HASSAN

Department of Computer Application

Result Analysis Report: 2021-22 to 2023-24 Batches

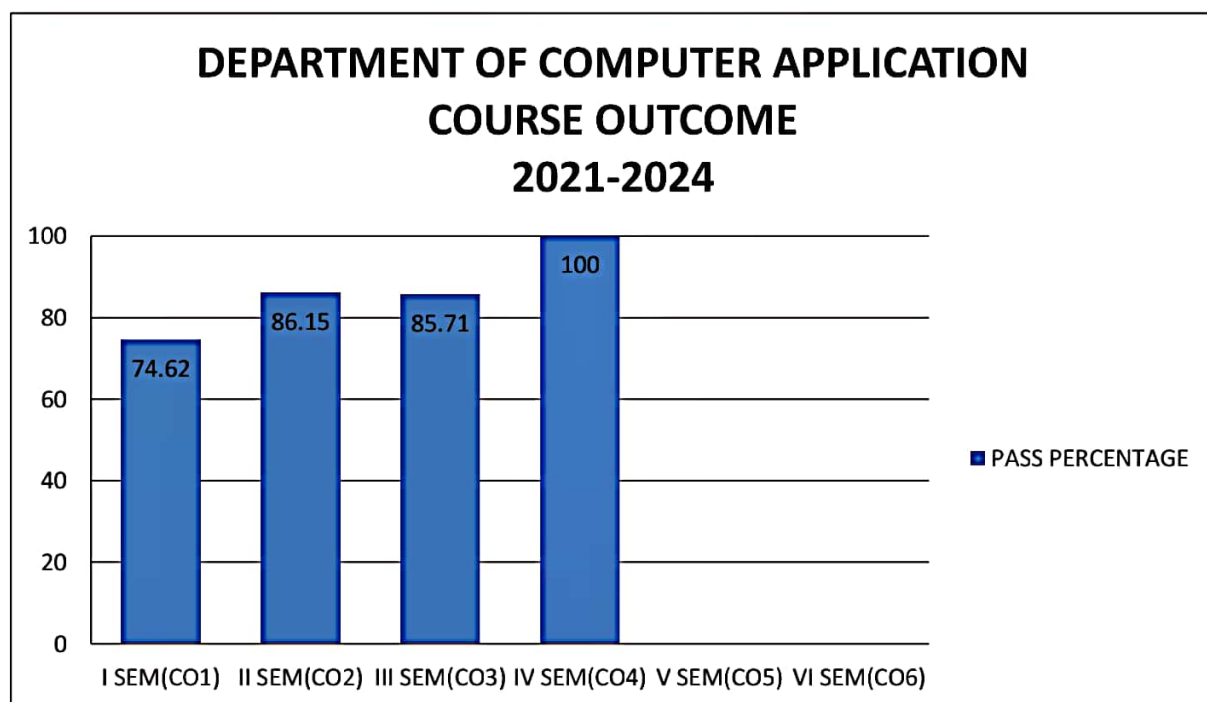
Introduction:

Result Analysis help to understand how students are learning and how they have performed in each area of the programme. Result analysis report can be used to identify areas of strength and weakness of a student. It also reveals the quality of teaching and the areas of to be focused. After the announcement of end semester results, the Staff members of the department collects the data from the Examination section and analysis is done using Microsoft Excel. Reports are prepared by the Head of the Department for review and corrective actions and the same report is being sent to IQAC.

Objective:

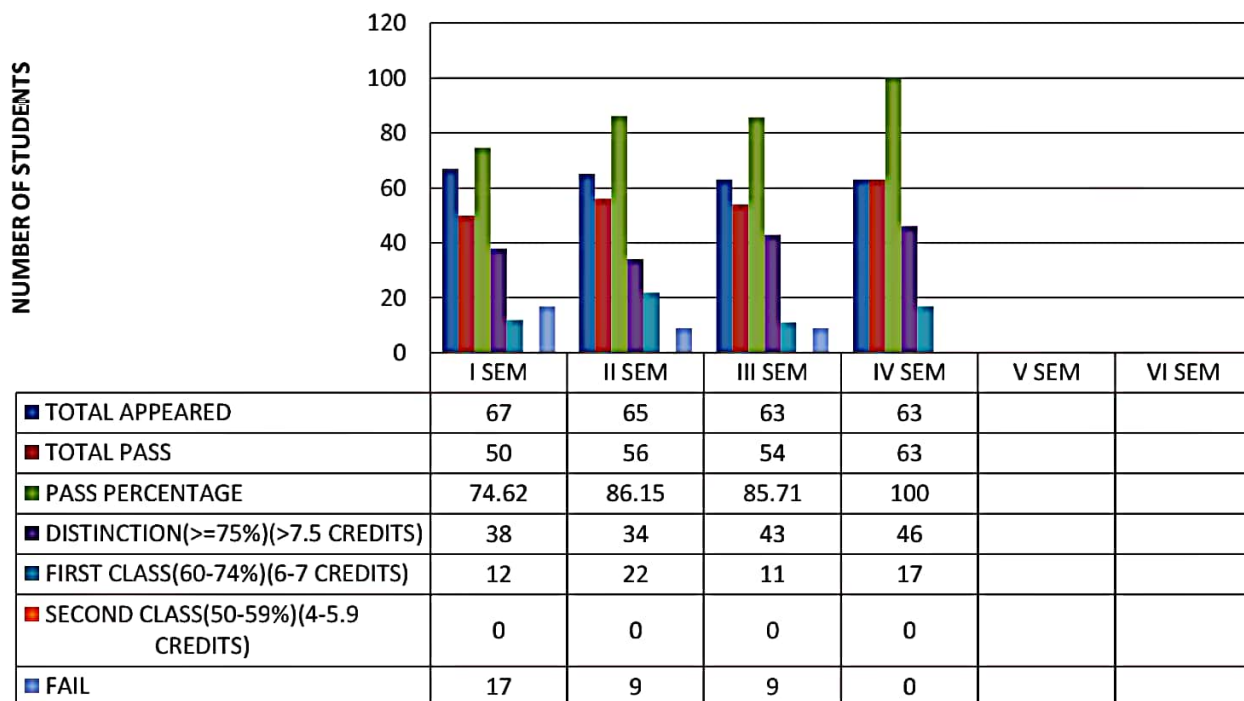
- To identify the course in which students are showing weak performance
- To take corrective measure for each paper
- To identify Slow Learners and to conduct remedial classes for them

Methodology: Calculations were done in Microsoft Excel Sheets.



RESULT ANALYSIS 2021-22, 2022-23, 2023-24

DEPARTMENT OF COMPUTER APPLICATIONS RESULT ANALYSIS 2021-2024



Outcome:

- The analysis shows that, there was an improvement in pass percentage during II semesters but it was considerably slight declined during III semester.
- Considerable changes in the number of students belonging to Distinction Category from II Semester.
- A positive Decline in number of fails Students in II semester to 9 from 17 and there is no fail students in IV semester.
- The overall pass percentage was seen increasing and decreasing over the semesters
- Identified slow learners based on the basis of result.

Action:

- The results were discussed in the department meeting which resulted in corrective measures.
- Results were discussed with parents during the Parent-Teacher Meeting
- Conducted remedial classes to slow learners
- Online unit test were conducted
- College offered Merit Prizes to the students who scored highest marks during even semesters

A V KANTHAMMA COLLEGE FOR WOMEN, HASSAN

Department of Computer Application

Result Analysis Report: 2022-23 to 2024-25 Batches

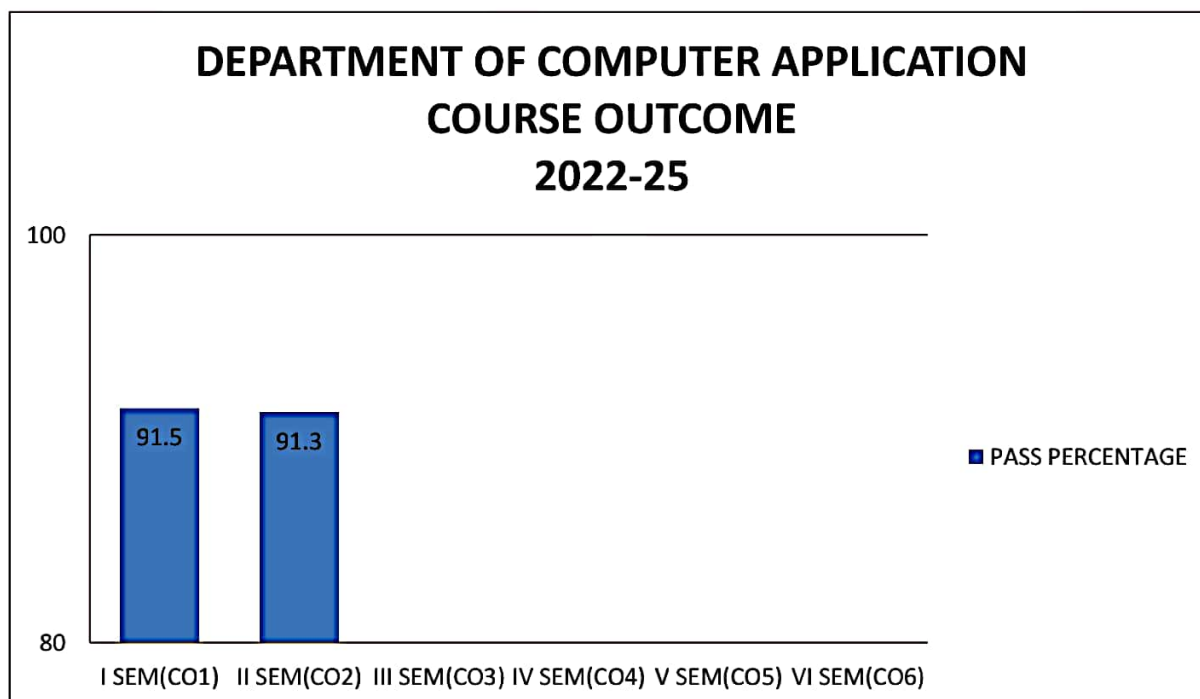
Introduction:

Result Analysis help to understand how students are learning and how they have performed in each area of the programme. Result analysis report can be used to identify areas of strength and weakness of a student. It also reveals the quality of teaching and the areas of to be focused. After the announcement of end semester results, the Staff members of the department collects the data from the Examination section and analysis is done using Microsoft Excel. Reports are prepared by the Head of the Department for review and corrective actions and the same report is being sent to IQAC.

Objective:

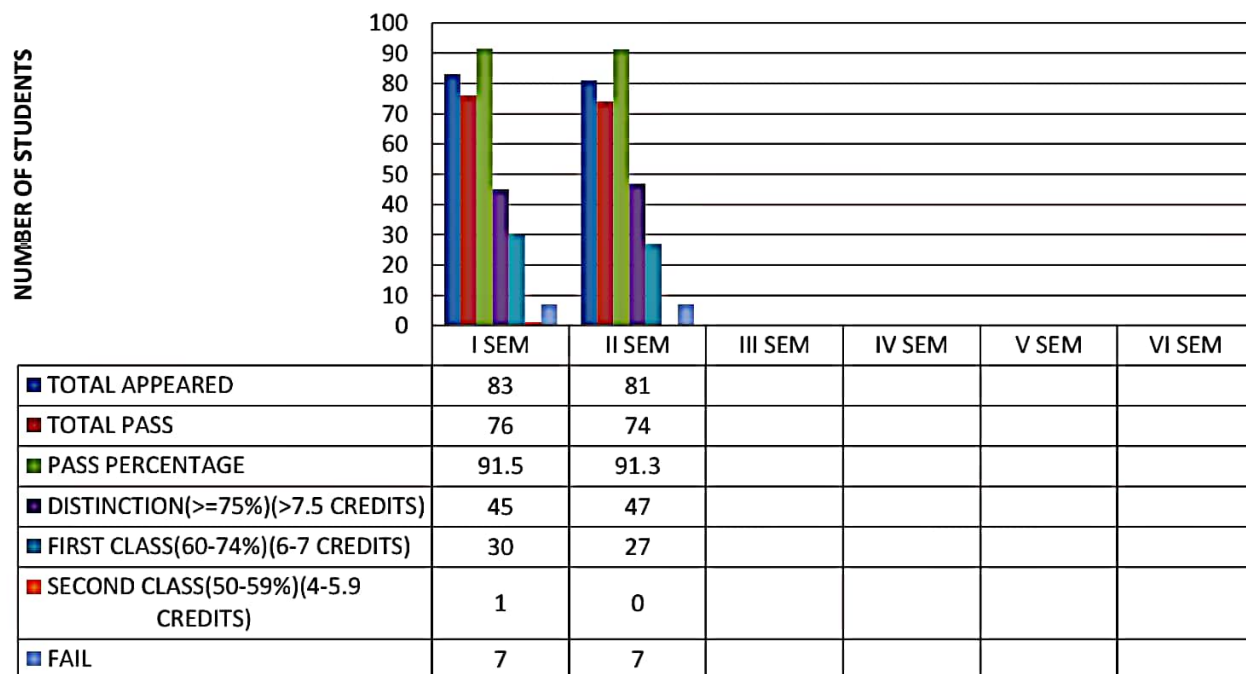
- To identify the course in which students are showing weak performance
- To take corrective measure for each paper
- To identify Slow Learners and to conduct remedial classes for them

Methodology: Calculations were done in Microsoft Excel Sheets.



RESULT ANALYSIS 2022-23, 2023-24, 2024-25

DEPARTMENT OF COMPUTER APPLICATIONS RESULT ANALYSIS 2022-2025



Outcome:

- The overall Pass Percentage was slight decreased from I to II semesters
- Majority of total appeared belong to the High category and slightly increased during II semester.
- There is same number of students in fail category.

Action:

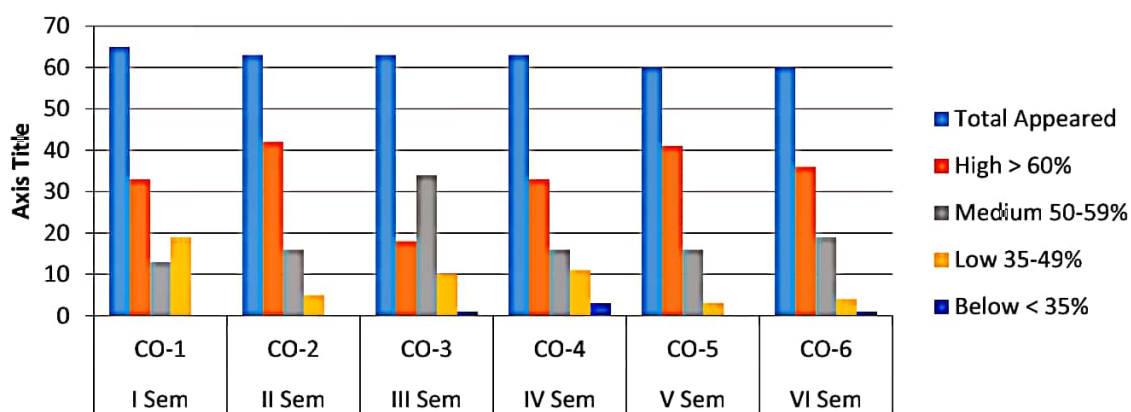
- The results were discussed in the department meeting which resulted in corrective measures.
- Results were discussed with parents during the Parent-Teacher Meeting
- Conducted remedial classes to the slow learners

RESULTS ANALYSIS (2018 to 2020)

DEPARTMENT OF PHYSICS

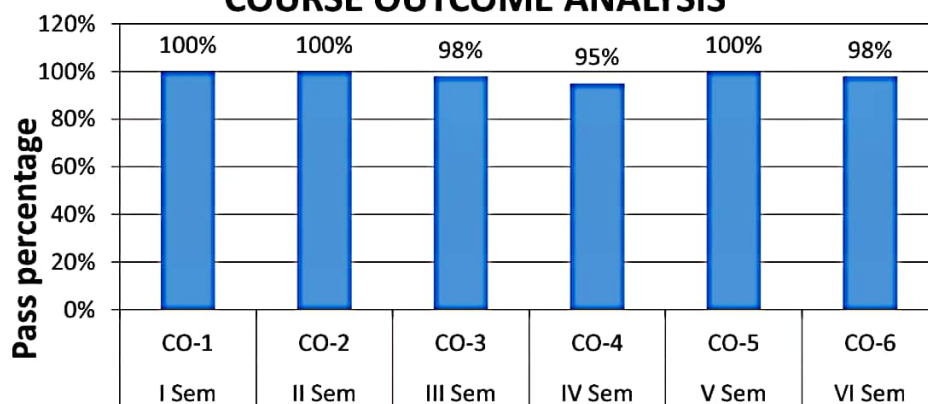
2017 Admission Batch						
SEMESTER	I Sem	II Sem	III Sem	IV Sem	V Sem	VI Sem
Total Appeared	65	63	63	63	60	60
High ≥ 60	33	42	18	33	41	36
Medium - 50 to 59	13	16	34	16	16	19
Low - 35 to 49	19	05	10	11	03	4
Below < 35	0	0	01	03	0	1

COURSE ATTAINMENT FROM TOTAL MARKS

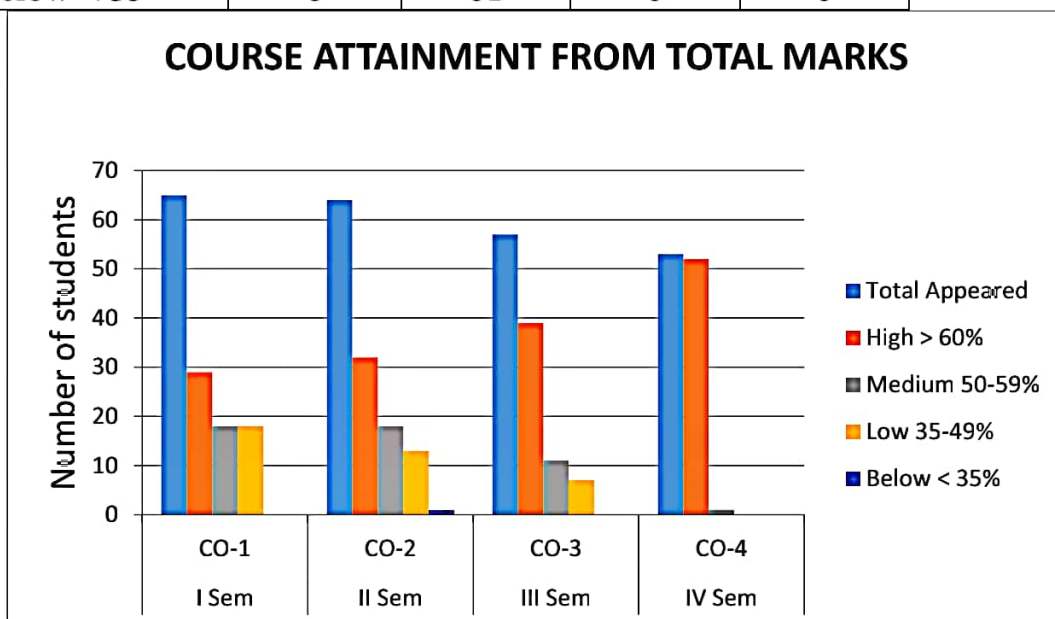


SEMESTER	I Sem	II Sem	III Sem	IV Sem	V Sem	VI Sem
PASS PERCENTAGE	100%	100%	98%	95%	100%	98%

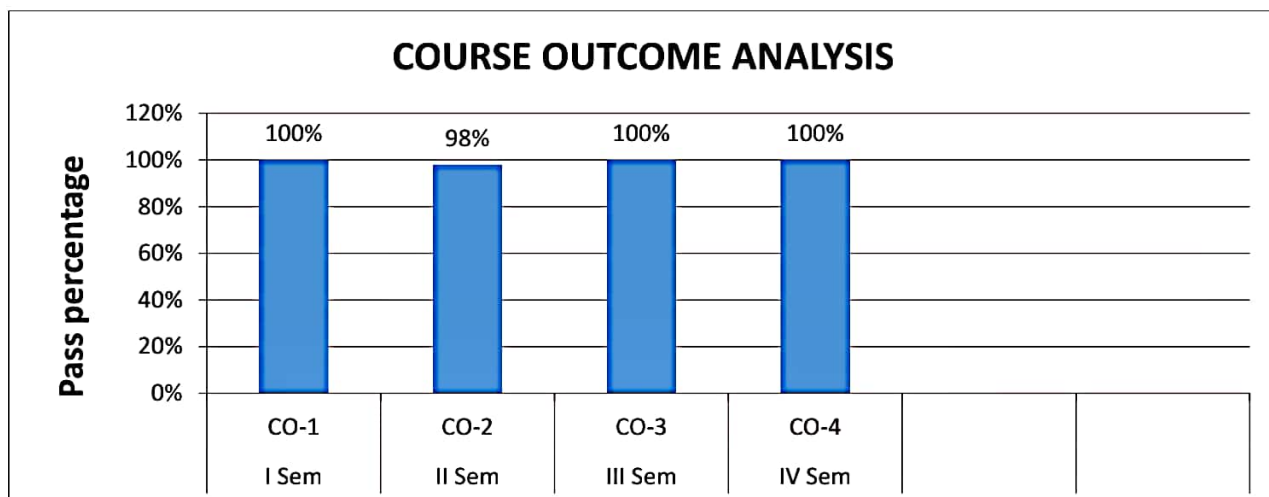
COURSE OUTCOME ANALYSIS



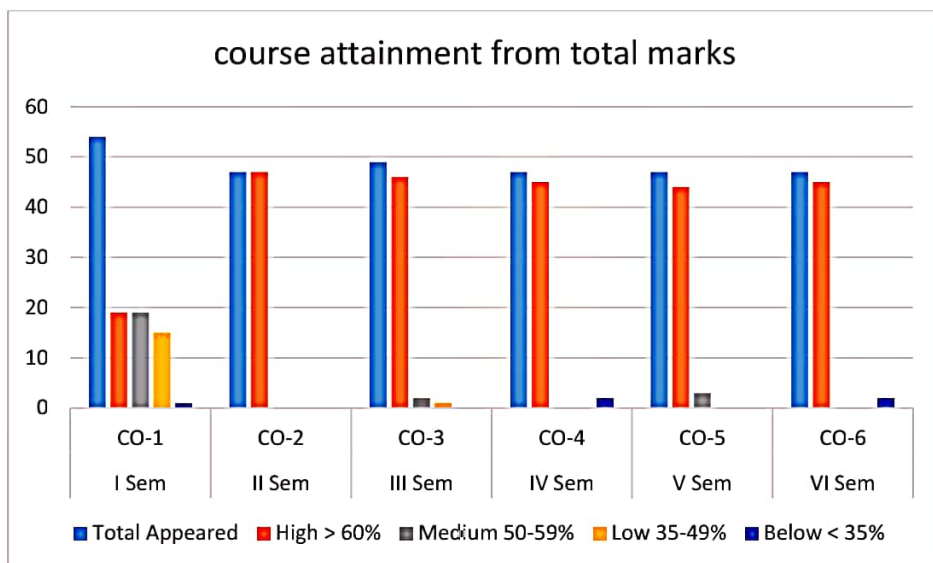
2018 Admission Batch				
SEMESTER	I Sem	II Sem	III Sem	IV Sem
Total Appeared	65	64	57	53
High ≥ 60	29	32	39	52
Medium - 50 to 59	18	18	11	1
Low – 35 to 49	18	13	07	0
Below < 35	0	01	0	0



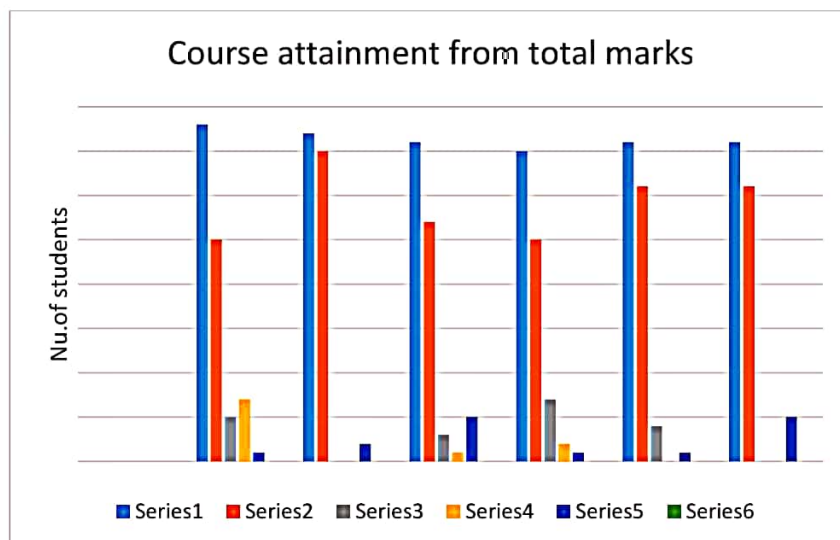
SEMESTER	I Sem	II Sem	III Sem	IV Sem
PASS PERCENTAGE	100%	98%	100%	100%



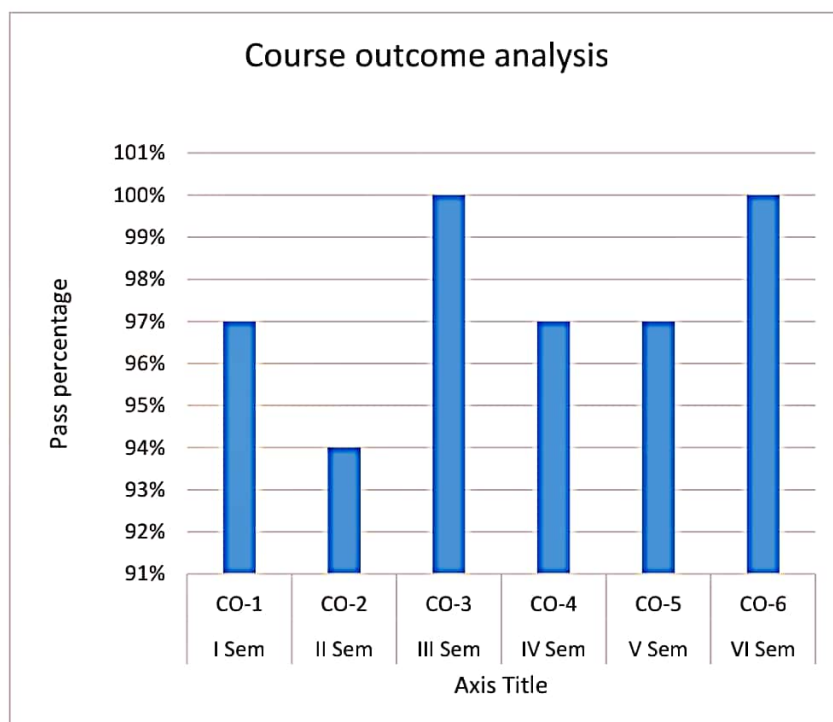
2019-Admission batch						
Semester	I Sem CO-1	II Sem CO-2	III Sem CO-3	IV Sem CO-4	V Sem CO-5	VI Sem CO-6
Total Appeared	54	47	49	47	47	47
High > 60%	19	47	46	45	44	45
Medium 50-59%	19	0	2	0	3	0
Low 35-49%	15	0	1	0	0	0
Bellow < 35%	1	0	0	2	0	2



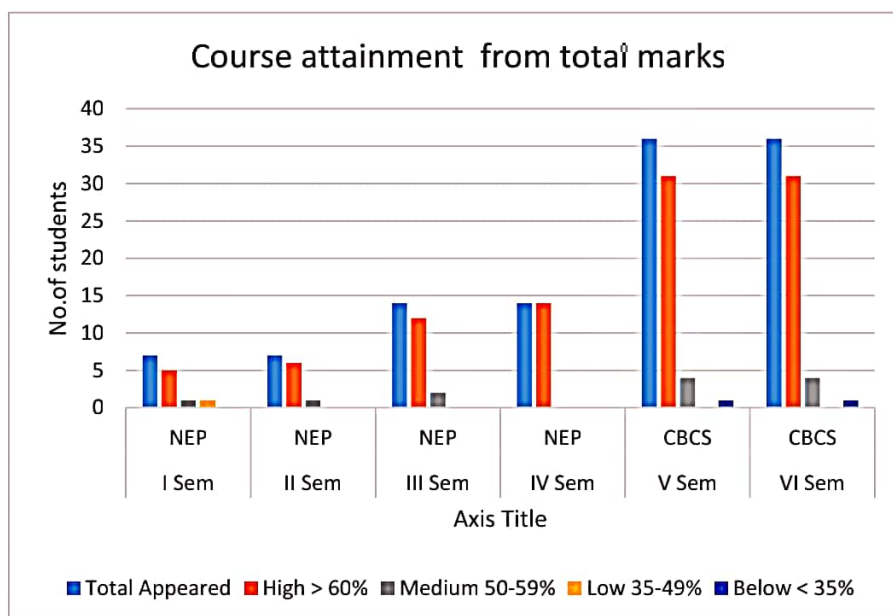
2020 Admission batch						
Semester	I Sem CO-1	II Sem CO-2	III Sem CO-3	IV Sem CO-4	V Sem CO-5	VI Sem CO-6
Total Appeared	38	37	36	35	36	36
High > 60%	25	35	27	25	31	31
Medium 50-59%	5	0	3	7	4	0
Low 35-49%	7	0	1	2	0	0
Below < 35%	1	2	5	1	1	5



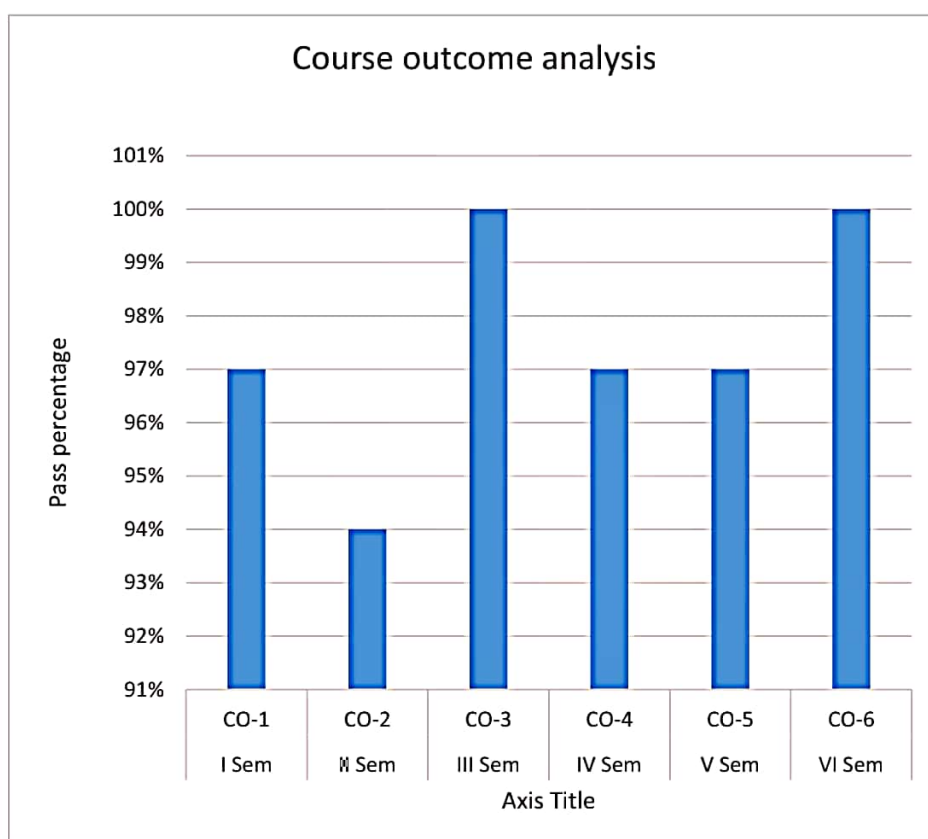
SEMESTER	I Sem CO-1	II Sem CO-2	III Sem CO-3	IV Sem CO-4	V Sem CO-5	VI Sem CO-6
PASS PERCENTAGE	97%	94%	100%	97%	97%	100%



<u>2021 Admission batch</u>						
Semester	I Sem NEP	II Sem NEP	III Sem NEP	IV Sem NEP	V Sem CBCS	VI Sem CBCS
Total Appeared	7	7	14	14	36	36
High > 60%	5	6	12	14	31	31
Medium 50- 59%	1	1	2	0	4	4
Low 35-49%	1	0	0	0	0	0
Below < 35%	0	0	0	0	1	1



SEMESTER	I Sem	II Sem	III Sem	IV Sem	V Sem	VI Sem
	CO-1	CO-2	CO-3	CO-4	CO-5	CO-6
PASS PERCENTAGE	97%	94%	100%	97%	97%	100%



DEPARTMENT OF PHYSICS

RESULT ANALYSIS 2021-22

Course outcome attained from course exit survey for the academic year 2019- 2022 in the subject Physics is as shown in the graphs. An attempt has been made to summarize the performance of the students, who have entered the course in the year 2019-20

It is found that the students secured 'A' grade or distinction marks in IA (20 marks), but some students secured medium, low and below marks in the University exams (for 80 marks). Generally students have no anxiety of getting passing marks in IA tests. This is because tests are given for limited portions like one or two chapters. Improvement tests are also given for the slow learners. Due to these reasons almost all the students secured 'A' grade in class tests. While facing the University exams, since they have to read the entire syllabus, exam anxiety arises due to fear of not getting satisfactory marks. This emotional state probably contributes to lesser grade secured in the final. This could be due to lack of self desire to study and not willing to work hard need to succeed, lack of attention and self confidence.

Percentage of rural students in our department has been a matter of great concern. But the faculty managed to get the best out of them by using different teaching methodologies and many of the students have secured distinctions.

Because of the sincere efforts of both the teachers and students, the results have been improved from 2019 onwards. We observed that 2019 batch students have got 98% in I sem and 100% in II sem and 100% in further semesters also. The overall performance during the year 2021-2022 has been outstanding. Most of the students have been able to score higher marks and pursue higher studies.

As many as 14 students of the current year got placed in different software companies and have started their Mtech in WIPRO as well

Actions taken to resolve any weakness to improve the performance of the slow learners in the examination are:

1. We have identified the difficulties with students in learning the difficult portions and taken special classes in order to clear their doubts, chapter wise tests are also conducted regularly to resolve the problem as much as possible.
2. In the tutorial classes we re-explained course content by adopting simpler teaching methods. Additional study materials are given to students at their request. Individual attention is given to slow learners.
3. We provide opportunities to take Re-test or improvement test if they score less marks due to unavoidable circumstances sometimes.

4. We appreciate and felicitate those advanced learners and students who score highest in subjects. Merit prizes are distributed at the time of College Day.

Note:

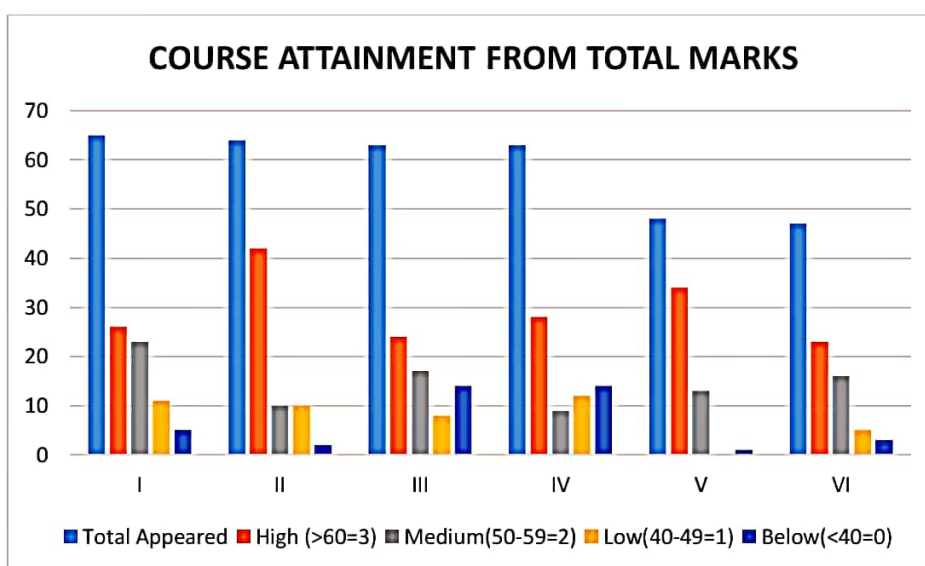
- Results are displayed on the notice board.
- Mechanism to deal with examination related grievances is transparent, time-bound and efficient.
- The institution adheres to the academic calendar for the conduct of Continuous Internal Evaluation (CIE).
- Mechanism of Internal assessment is transparent.

We identify weakness to improve Student learning by

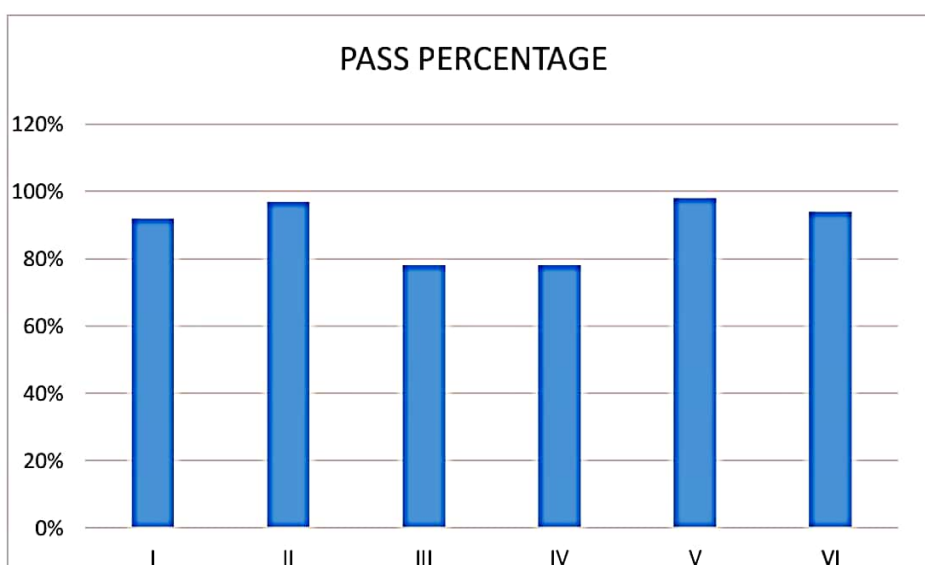
- Providing feedback to correct misconceptions.
- Modifying course content.
- Changing our approach for teaching a concept or skill.
- Bringing to the notice of parents at Parents-Teachers meeting.

AVK COLLEGE FOR WOMEN, HASSAN
DEPARTMENT OF MATHEMATICS
RESULT ANALYSIS
2018-19 Batch:

SEMESTER	I	II	III	IV	V	VI
Total Appeared	65	64	63	63	48	47
High (>60=3)	26	42	24	28	34	23
Medium(50-59=2)	23	10	17	9	13	16
Low(40-49=1)	11	10	8	12	0	5
Below(<40=0)	5	2	14	14	1	3

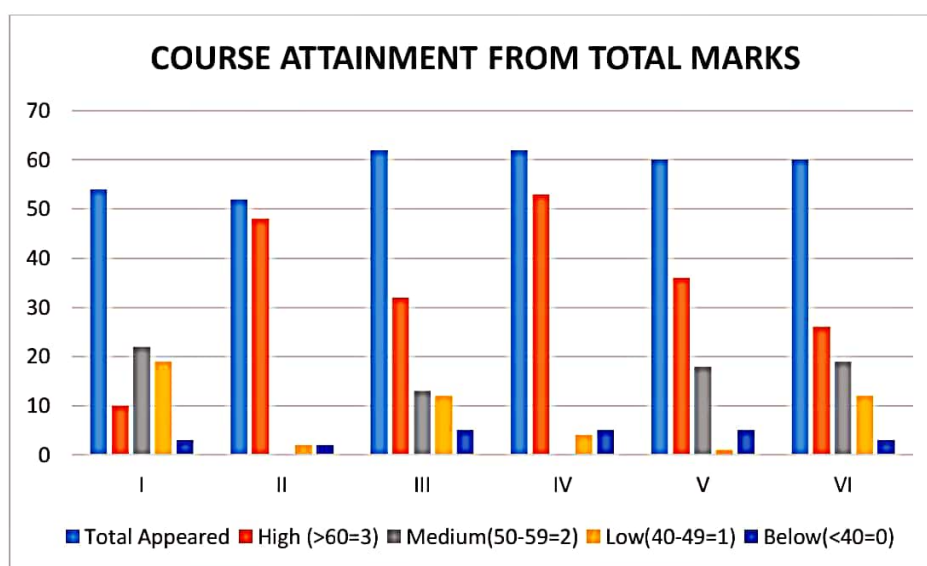


SEMESTER	I	II	III	IV	V	VI
PASS PERCENTAGE	92%	97%	78%	78%	98%	94%

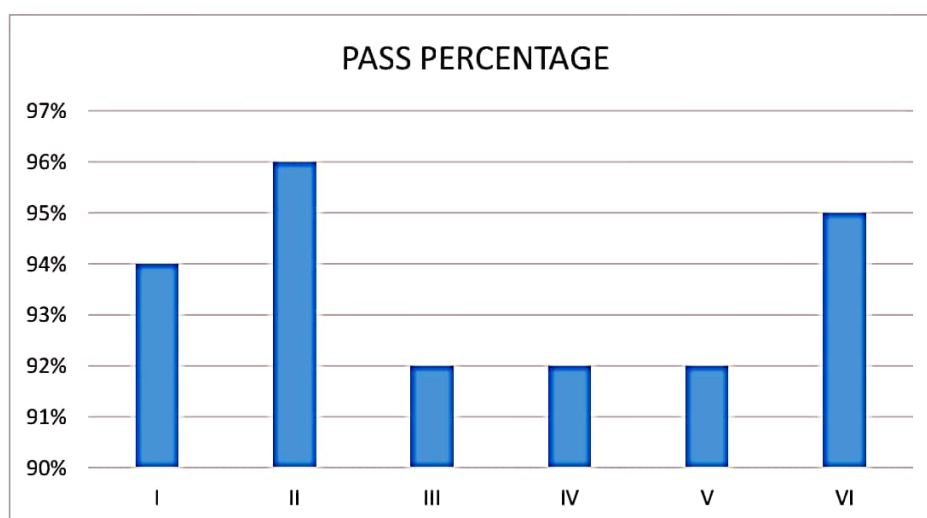


AVK COLLEGE FOR WOMEN, HASSAN
DEPARTMENT OF MATHEMATICS
RESULT ANALYSIS
2019-20 Batch:

SEMESTER	I	II	III	IV	V	VI
Total Appeared	54	52	62	62	60	60
High (>60=3)	10	48	32	53	36	26
Medium(50-59=2)	22	0	13	0	18	19
Low(40-49=1)	19	2	12	4	1	12
Below(<40=0)	3	2	5	5	5	3

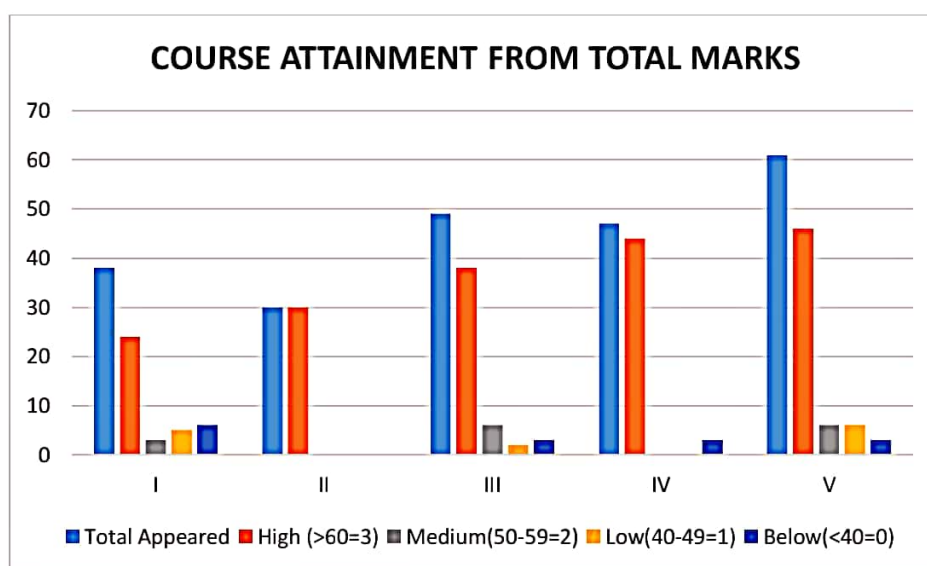


SEMESTER	I	II	III	IV	V	VI
PASS PERCENTAGE	94%	96%	92%	92%	92%	95%

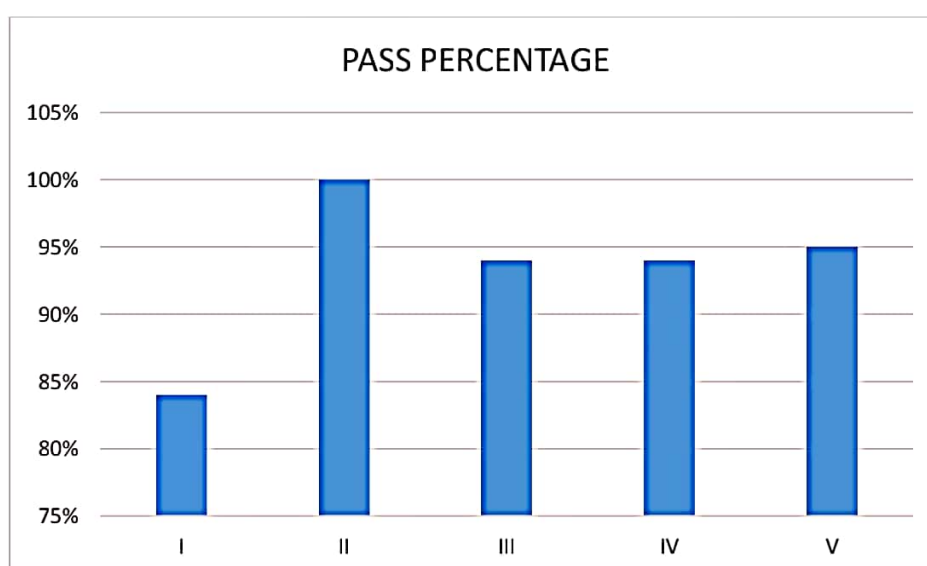


AVK COLLEGE FOR WOMEN, HASSAN
DEPARTMENT OF MATHEMATICS
RESULT ANALYSIS
2020-21 Batch:

SEMESTER	I	II	III	IV	V
Total Appeared	38	30	49	47	61
High (>60=3)	24	30	38	44	46
Medium(50-59=2)	3	0	6	0	6
Low(40-49=1)	5	0	2	0	6
Below(<40=0)	6	0	3	3	3

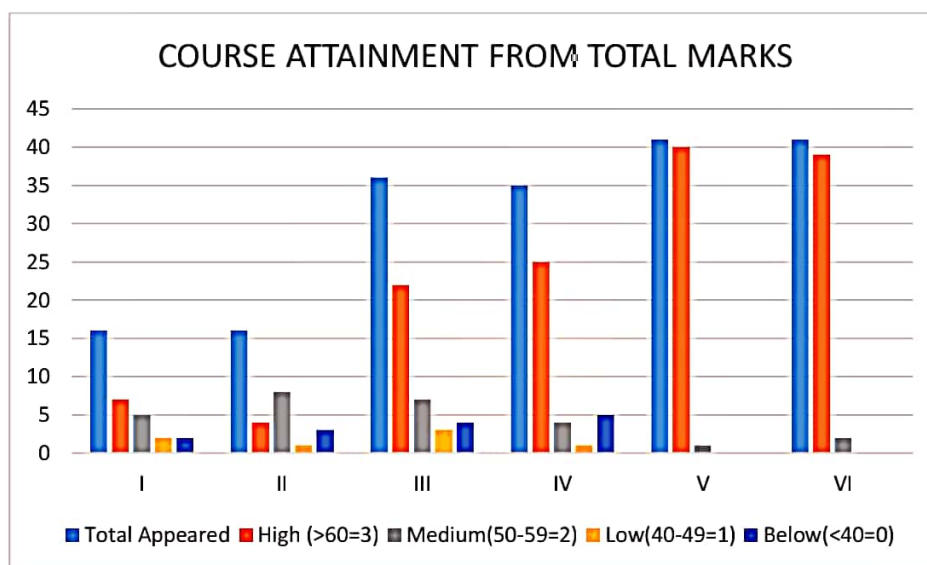


SEMESTER	I	II	III	IV	V
PASS PERCENTAGE	84%	100%	94%	94%	95%

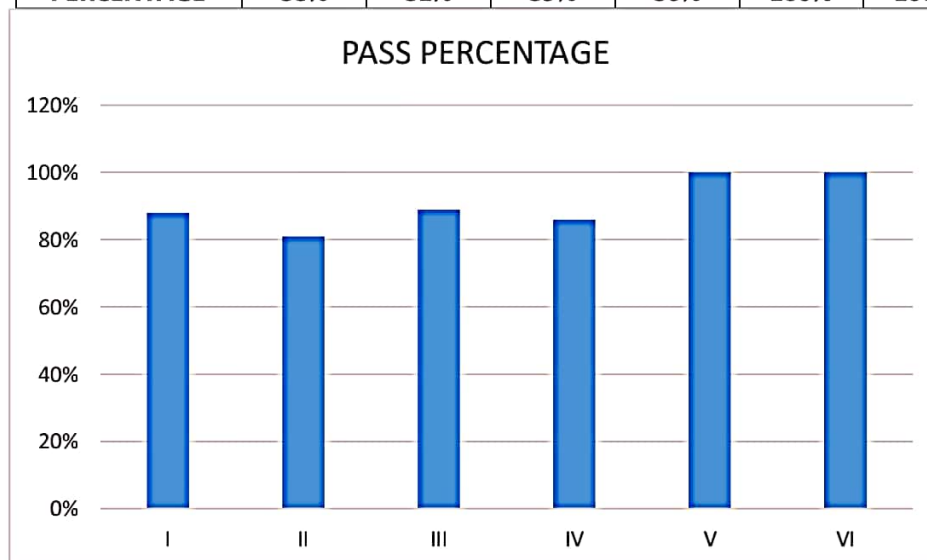


AVK COLLEGE FOR WOMEN, HASSAN
DEPARTMENT OF MATHEMATICS
RESULT ANALYSIS
2021-22 Batch:

SEMESTER	I	II	III	IV	V	VI
Total Appeared	16	16	36	35	41	41
High (>60=3)	7	4	22	25	40	39
Medium(50-59=2)	5	8	7	4	1	2
Low(40-49=1)	2	1	3	1	0	0
Below(<40=0)	2	3	4	5	0	0

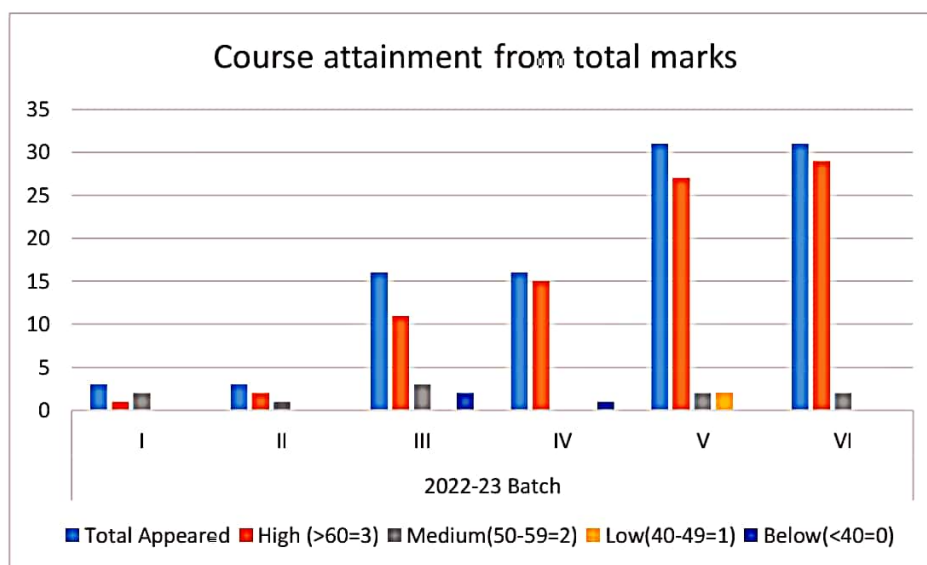


SEMESTER	I	II	III	IV	V	VI
PASS PERCENTAGE	88%	81%	89%	86%	100%	100%

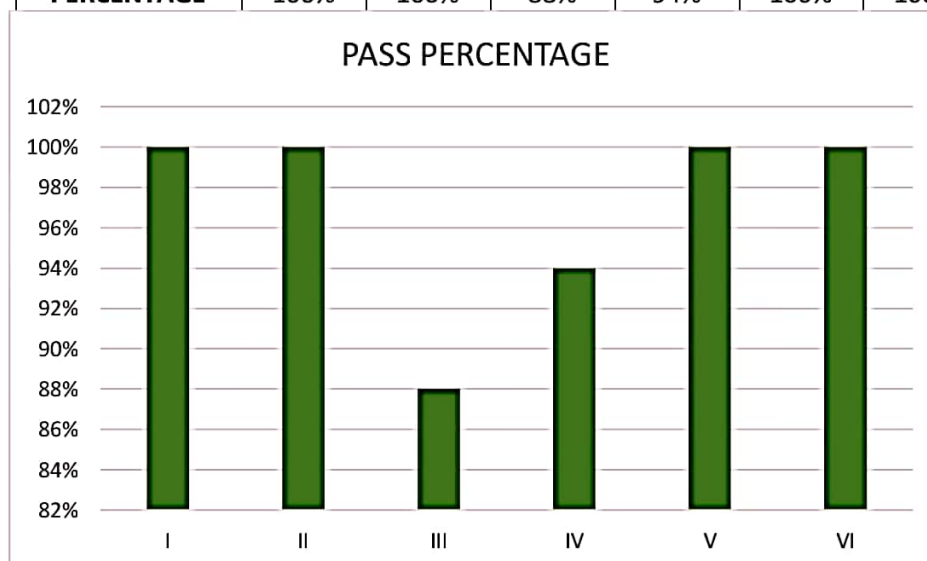


AVK COLLEGE FOR WOMEN, HASSAN
DEPARTMENT OF MATHEMATICS
RESULT ANALYSIS
2022-23 Batch:

SEMESTER	I	II	III	IV	V	VI
Total Appeared	3	3	16	16	31	31
High (>60=3)	1	2	11	15	27	29
Medium(50-59=2)	2	1	3	0	2	2
Low(40-49=1)	0	0	0	0	2	0
Below(<40=0)	0	0	2	1	0	0



SEMESTER	I	II	III	IV	V	VI
PASS PERCENTAGE	100%	100%	88%	94%	100%	100%

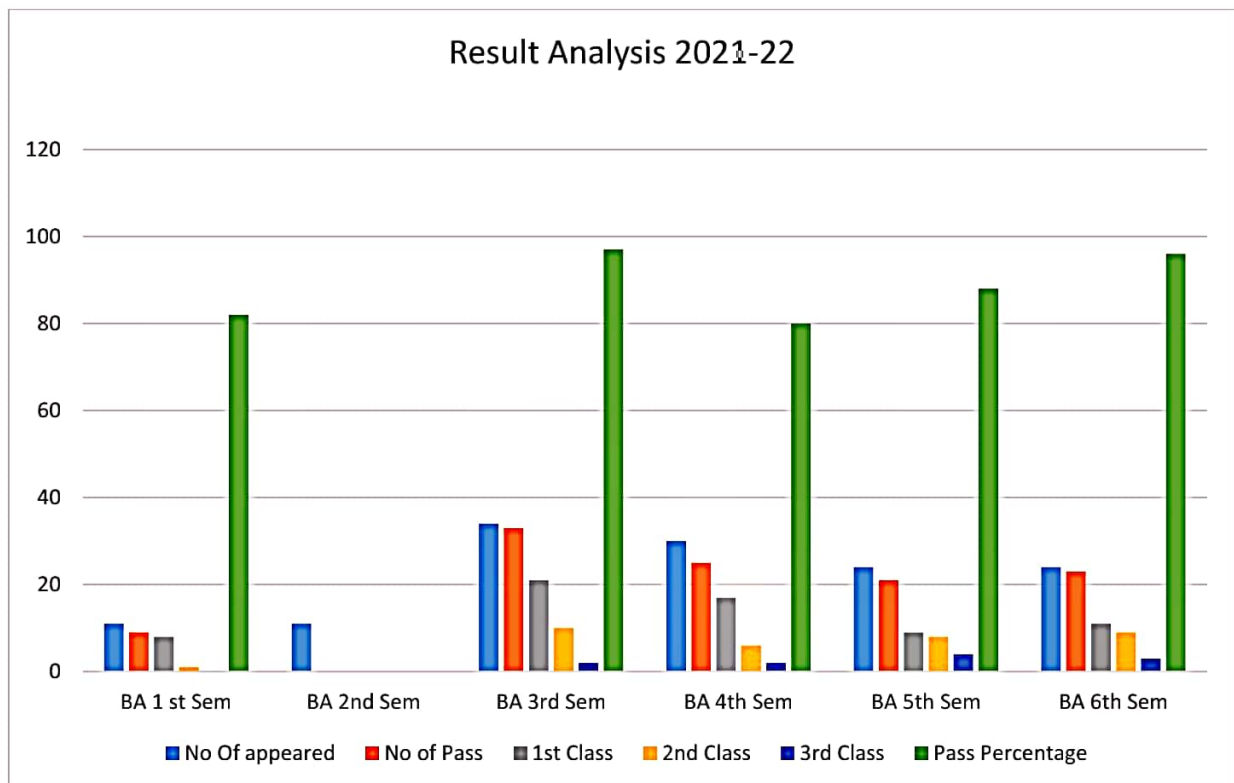


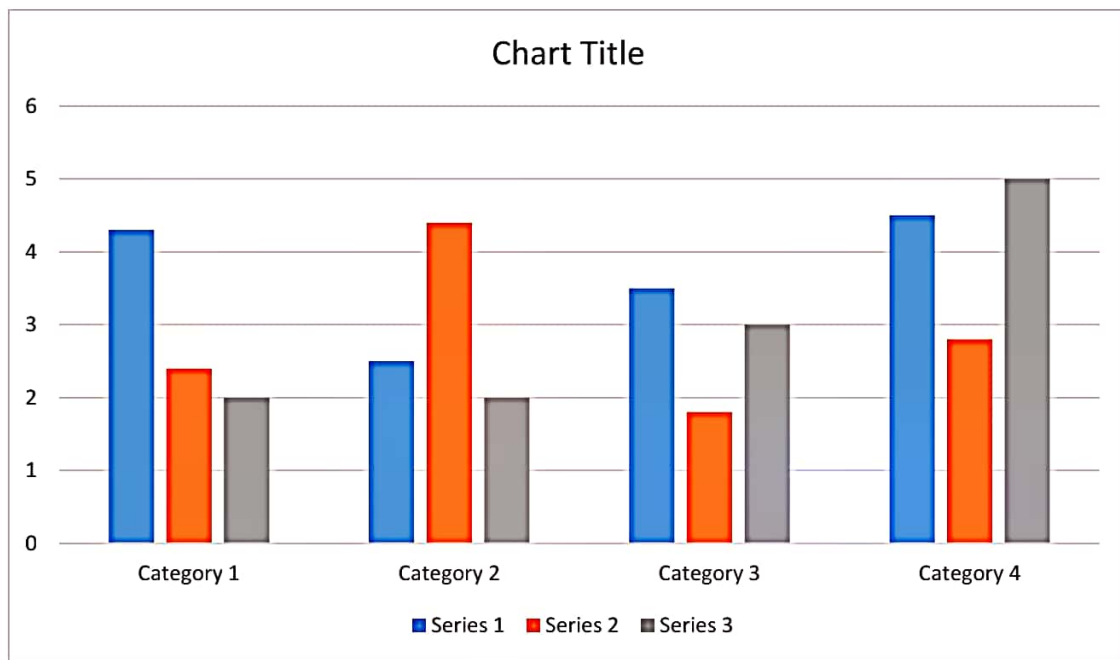
A.V. KANTHAMMA COLLEGE FOR WOMEN, HASSAN - 573201

Dept. of Economics

Result Analysis 2021-22

	No Of appeared	No of Pass	1 st Class	2nd Class	3rd Class	Pass Percentage
BA 1 st Sem	11	09	08	1	0	82
BA 2 nd Sem	11					
BA 3rd Sem	34	33	21	10	02	97
BA 4 th Sem	30	25	17	06	02	80
BA 5 th Sem	24	21	09	08	04	88
BA 6 th Sem	24	23	11	09	03	96

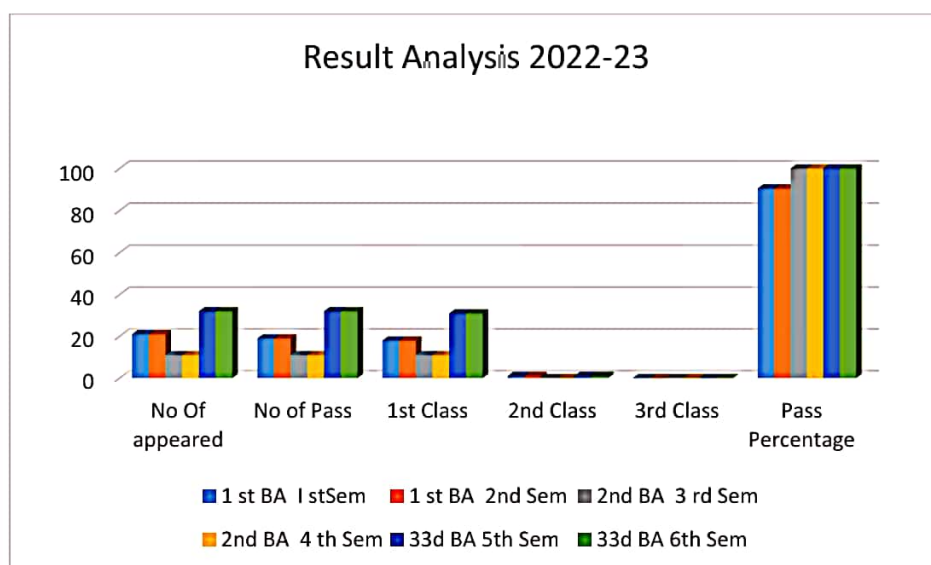




A.V. KANTHAMMA COLLEGE FOR WOMEN, HASSAN - 573201

Dept. of Economics
Result Analysis 2022-23

Class	No Of appeared	No of Pass	1 st Class	2nd Class	3rd Class	Pass Percentage
1 st BA 1 st Sem	21	19	18	01	00	90.5
1 st BA 2 nd Sem	21	19	18	01	00	90.5
2 nd BA 3 rd Sem	11	11	11	00	00	100
2 nd BA 4 th Sem	11	11	11	00	00	100
3 rd BA 5 th Sem	32	32	31	01	00	100
3 rd BA 6 th Sem	32	32	31	01	00	100



AVK COLLEGE FOR WOMEN

DEPARTMENT OF URDU

ACADEMIC RESULTS

YEAR 2017-18 :

SEM	Total Students	Distinction	1st Class	2ND Class	Pass Class	Fail	Total Pass	Pass Percentage
1st	4	4	-	-	-	-	4	100%
2ND	3	3	-	-	-	-	3	100%
3RD								
4TH								

YEAR 2018-19:

SEM	Total Students	Distinction	1st Class	2ND Class	Pass Class	Fail	Total Pass	Pass Percentage
1st	15	12	1	2	-	-	15	100%
2ND	14	9	5	-	-	-	14	100%
3RD	3	3	-	-	-	-	3	100%
4TH	3	3	-	-	-	-	3	100%

AVK COLLEGE FOR WOMEN

DEPARTMENT OF URDU

ACADEMIC RESULTS

YEAR 2019-20 :

SEM	Total Students	Distinction	1 st Class	2 ND Class	Pass Class	Fail	Total Pass	Pass Percentage
1 st	9	7	1	1	-	-	9	100%
2 ND	7	3	4	-	-	-	7	100%
3 RD	14	12	2	-	-	-	14	100%
4 TH	14	11	3	-	-	-	14	100%

YEAR 2020-21

SEM	Total Students	Distinction	1 st Class	2 ND Class	Pass Class	Fail	Total Pass	Pass Percentage
1 st	8	7	1	-	-	-	8	100%
2 ND	8	4	4	-	-	-	8	100%
3 RD	6	5	1	-	-	-	6	100%
4 TH	6	5	1	-	-	-	6	100%

AVK COLLEGE FOR WOMEN

DEPARTMENT OF URDU

ACADEMIC RESULTS

YEAR 2021-22

SEM	Total Students	Distinction	1 st Class	2 ND Class	Pass Class	Fail	Total Pass	Pass Percentage
1 st	8	5	3	-	-	-	8	100%
2 ND	7	6	-	1	1	-	7	100%
3 RD	7	6	1	-	-	-	7	100%
4 TH	6	6	-	-	-	-	6	100%

YEAR 2022-23:

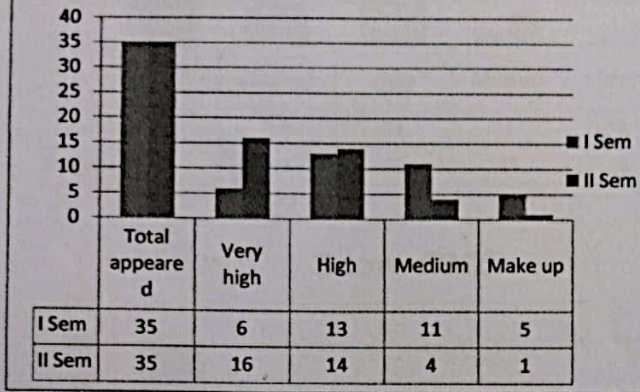
SEM	Total Students	Distinction	1 st Class	2 ND Class	Pass Class	Fail	Total Pass	Pass Percentage
1 st	5	4	1	-	-	-	5	100%
2 ND	5	4	1	-	-	-	5	100%
3 RD	7	6	1	-	-	-	7	100%
4 TH	7	6	1	-	-	-	7	100%

AVK COLLEGE FOR WOMEN, HASSAN

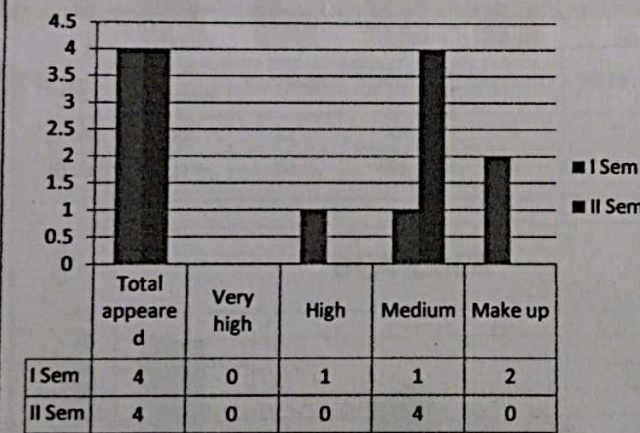
DEPARTMENT OF KANNADA

RESULT ANALYSIS 2018-19

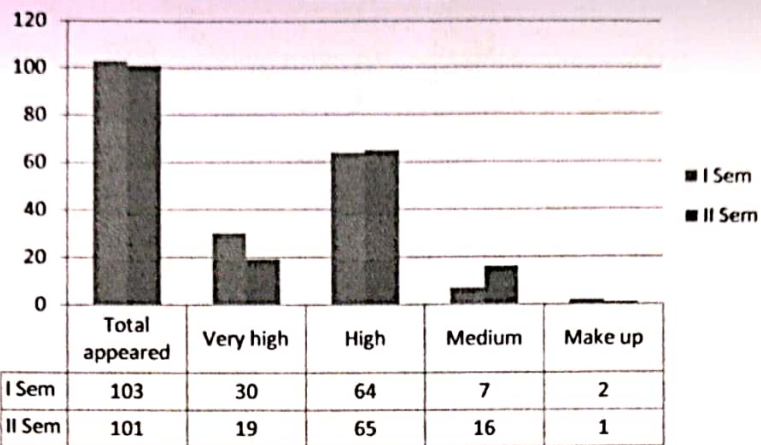
BA-CBCS



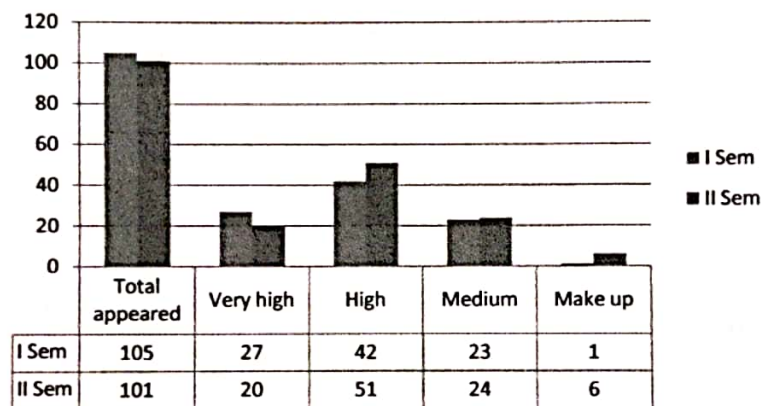
BA(opt)-CBCS



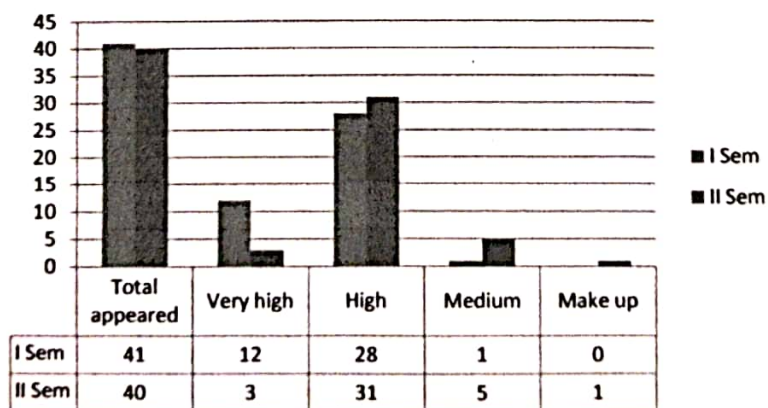
BSc-CBCS

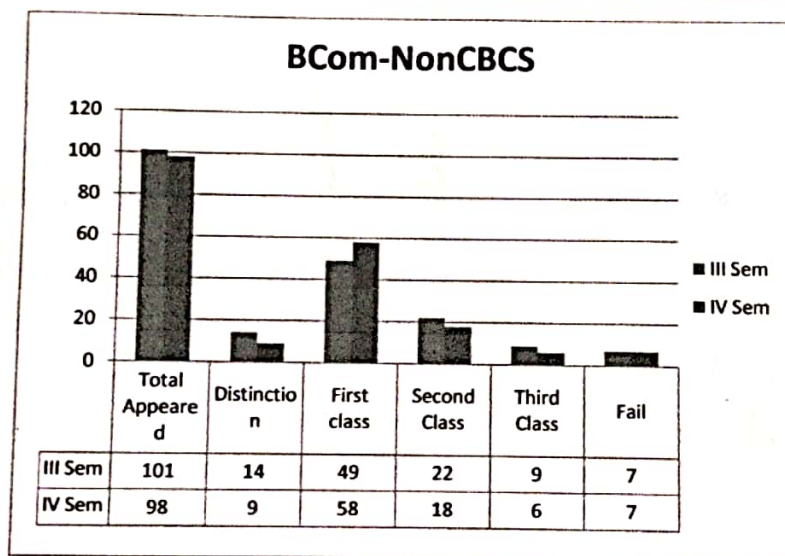
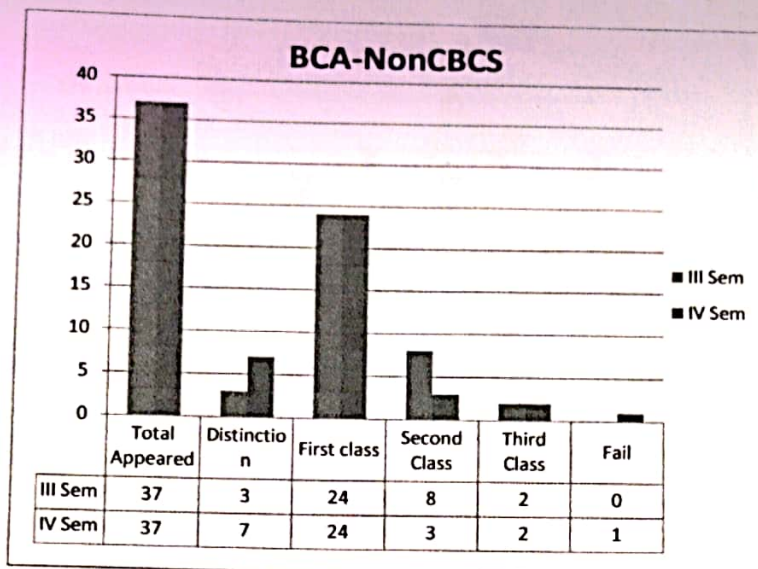


Bcom-CBCS

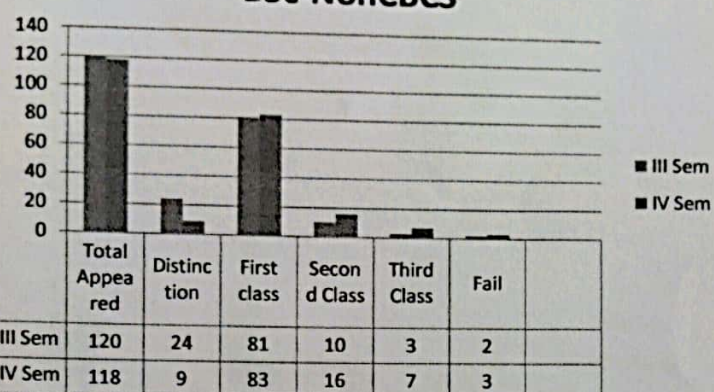


BCA-CBCS

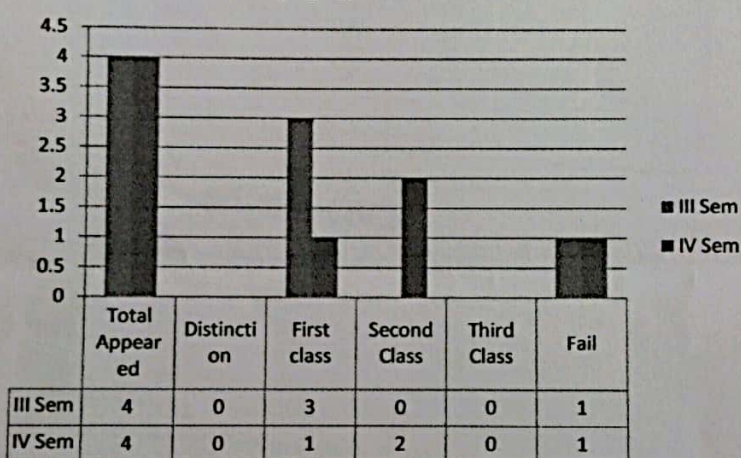





BSc-NonCBCS



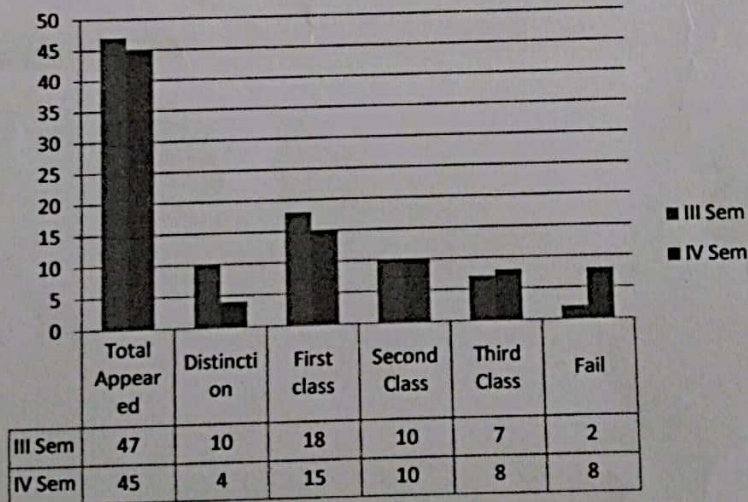
BA(opt)-NonCBCS



BA(opt)-NonCBCS



BA-NonCBCS



[Handwritten Signature]

ಮಾನ್ಯರ,

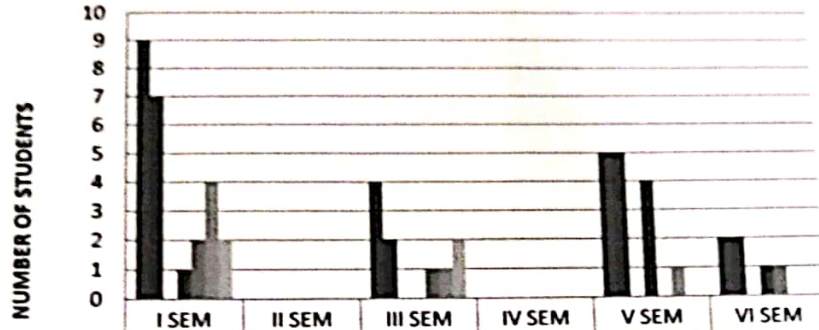
ಕನ್ನಡ ವಿಭಾಗ

ಕೆ.ಎ.ಕೆ.ಎಸ್. ಮಹಿಳಾ ಪ್ರೌಢಶಾಲೆ ಕಾಲೇಜು

ಹಾಸನ - 573 201

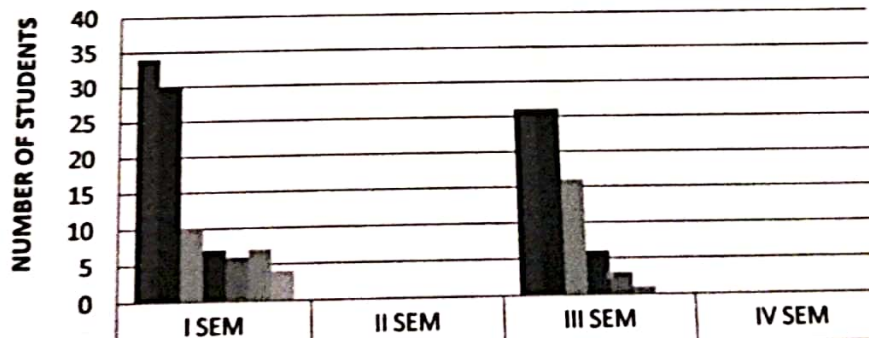
AVK COLLEGE FOR WOMEN, HASSAN
DEPARTMENT OF KANNADA
RESULT ANALYSIS 2019-2020

BA OPTIONAL




	I SEM	II SEM	III SEM	IV SEM	V SEM	VI SEM
■ TOTAL APPEARED	9		4		5	2
■ TOTAL PASS	7		2		5	2
■ DISTINCTION	0		0		0	0
■ FIRST CLASS	1		0		4	1
■ SECOND CLASS	2		1		0	1
■ PASS	4		1		1	0
■ FAIL	2		2		0	0

BA -II LANGUAGE



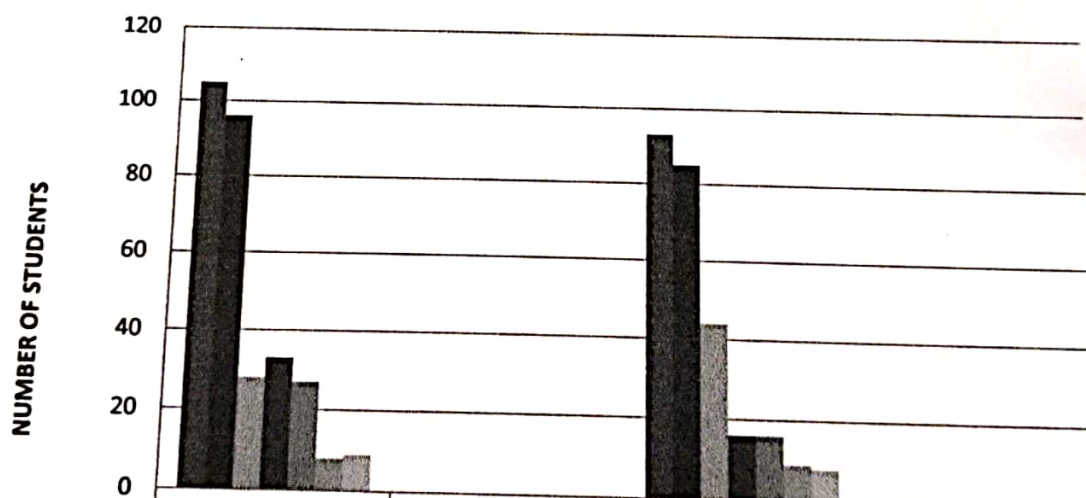
	I SEM	II SEM	III SEM	IV SEM
■ TOTAL APPEARED	34		26	
■ TOTAL PASS	30		26	
■ DISTINCTION	10		16	
■ FIRST CLASS	7		6	
■ SECOND CLASS	6		3	
■ PASS	7		1	
■ FAIL	4		0	

BSc -II LANGUAGE



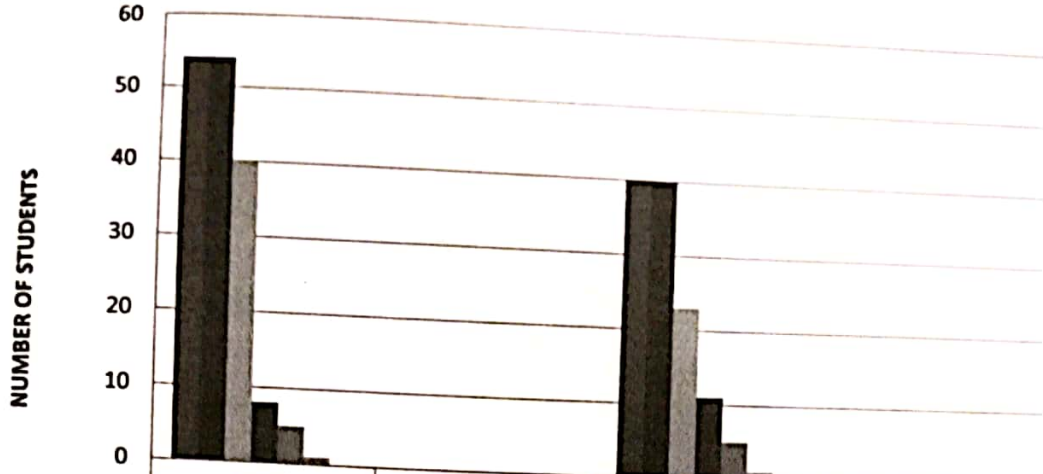
	I SEM	II SEM	III SEM	IV SEM
■ TOTAL APPEARED	86		93	
■ TOTAL PASS	82		93	
■ DISTINCTION	46		64	
■ FIRST CLASS	20		18	
■ SECOND CLASS	11		6	
■ PASS	5		5	
■ FAIL	4		0	

BCom -II LANGUAGE



	I SEM	II SEM	III SEM	IV SEM
■ TOTAL APPEARED	105		93	
■ TOTAL PASS	96		85	
■ DISTINCTION	28		44	
■ FIRST CLASS	33		16	
■ SECOND CLASS	27		16	
■ PASS	8		9	
■ FAIL	9		8	

BCA -II LANGUAGE



	I SEM	II SEM	III SEM	IV SEM
■ TOTAL APPEARED	54		40	
■ TOTAL PASS	54		40	
■ DISTINCTION	40		23	
■ FIRST CLASS	8		11	
■ SECOND CLASS	5		5	
■ PASS	1		1	
■ FAIL	0		0	

12/03/2021.

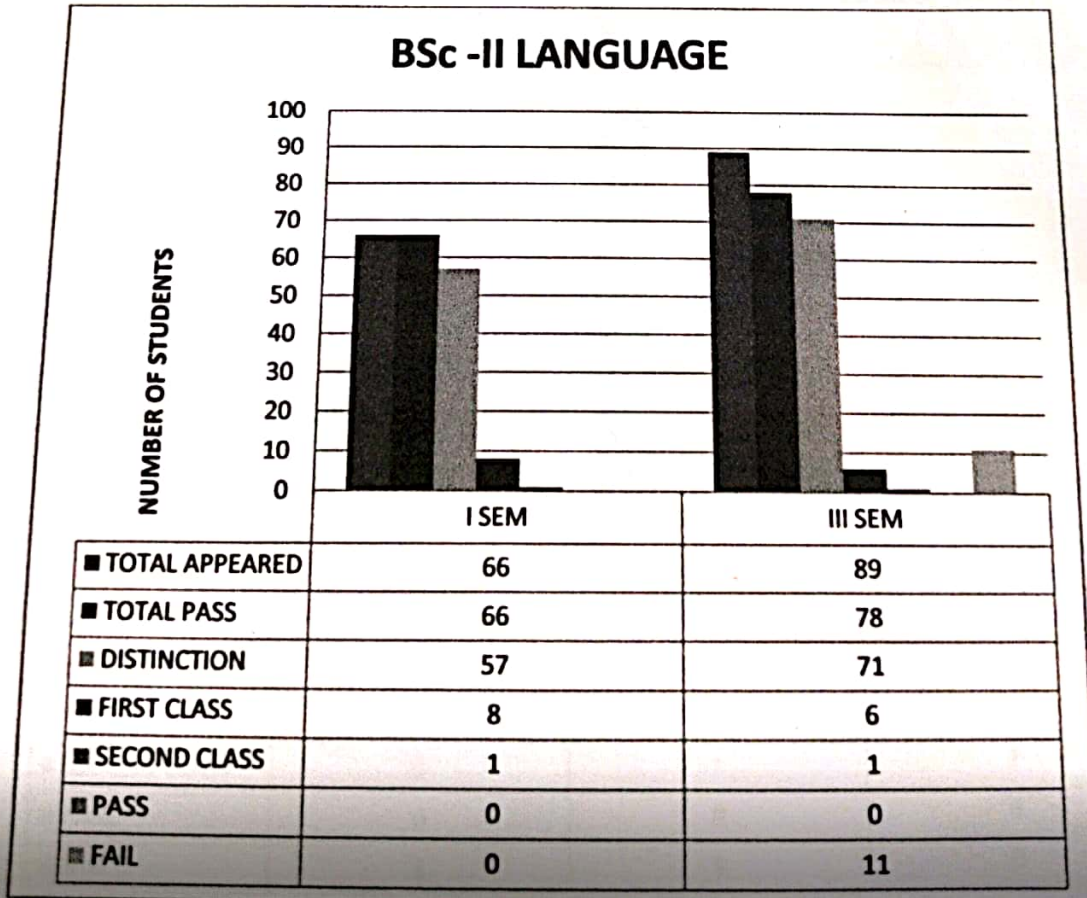
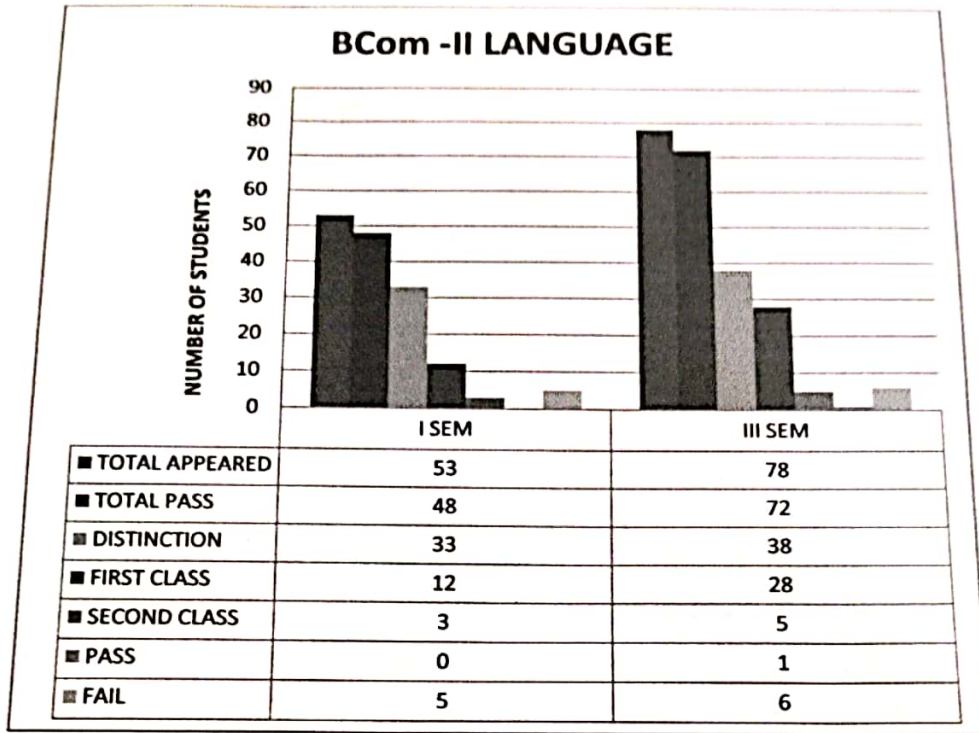
ಮಾನ್ಯರು,

ಕನ್ನಡ ವಿಭಾಗ


ಎ.ಎ.ಕೆ.ಎಂ.ಎ. ಮಹಾವಿದ್ಯಾಲಯ, ಬೆಂಗಳೂರು

ತಾ.ಸಂ. - 573 201

**AVK COLLEGE FOR WOMEN, HASSAN
DEPARTMENT OF KANNADA
RESULT ANALYSIS 2020-2021**

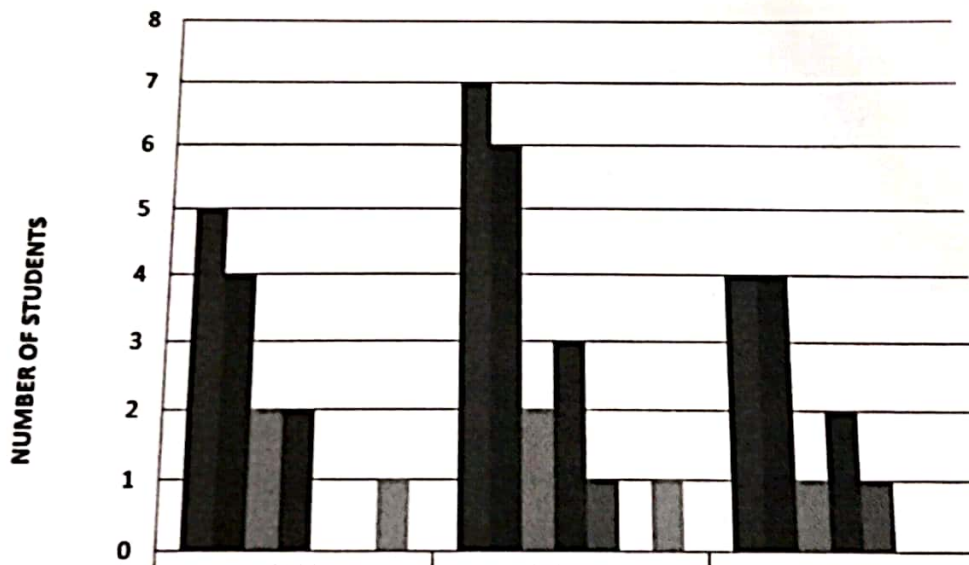


BCA -II LANGUAGE



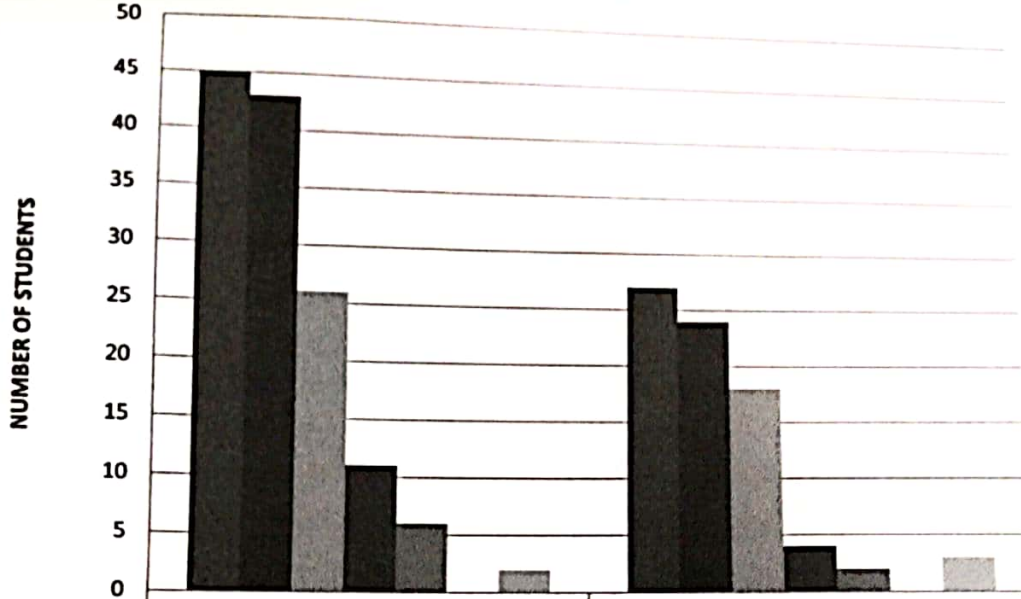
	I SEM	III SEM
■ TOTAL APPEARED	31	49
■ TOTAL PASS	31	49
■ DISTINCTION	27	45
■ FIRST CLASS	4	4
■ SECOND CLASS	0	0
■ PASS	0	0
■ FAIL	0	0

BA OPTIONAL



	I SEM	III SEM	V SEM
■ TOTAL APPEARED	5	7	4
■ TOTAL PASS	4	6	4
■ DISTINCTION	2	2	1
■ FIRST CLASS	2	3	2
■ SECOND CLASS	0	1	1
■ PASS	0	0	0
■ FAIL	1	1	0

BA -II LANGUAGE



	I SEM	III SEM
■ TOTAL APPEARED	45	27
■ TOTAL PASS	43	24
■ DISTINCTION	26	18
■ FIRST CLASS	11	4
■ SECOND CLASS	6	2
■ PASS	0	0
■ FAIL	2	3

[Signature]

ಮುಖ್ಯಸ್ಥರು,

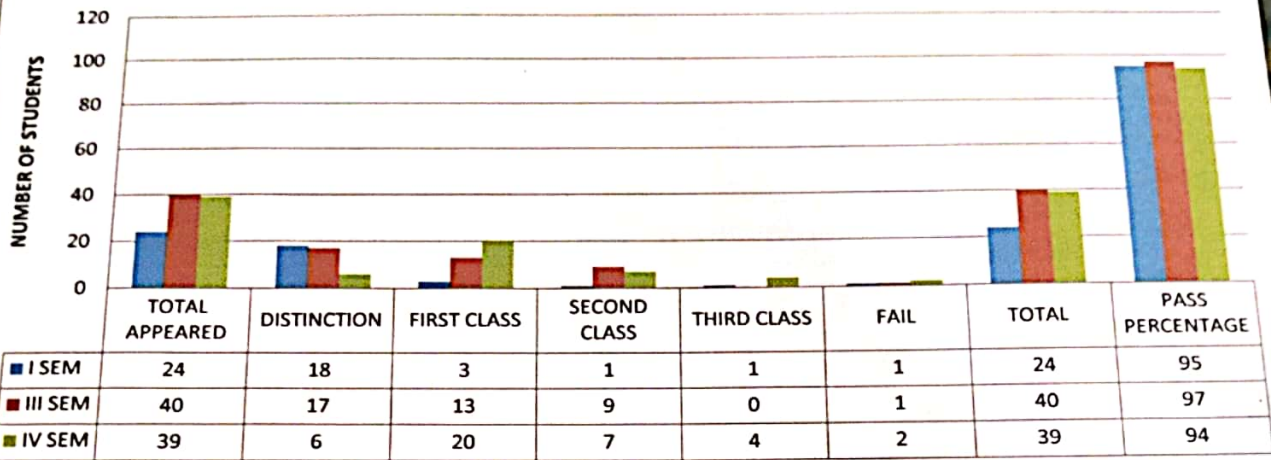
ಕನ್ನಡ ವಿಭಾಗ

ಕೆ. ಎ. ಕೊಡಮ್ ಮಹಿಳಾ ಪ್ರಥಮ ದರ್ಜೆ ಕಾಲೇಜು

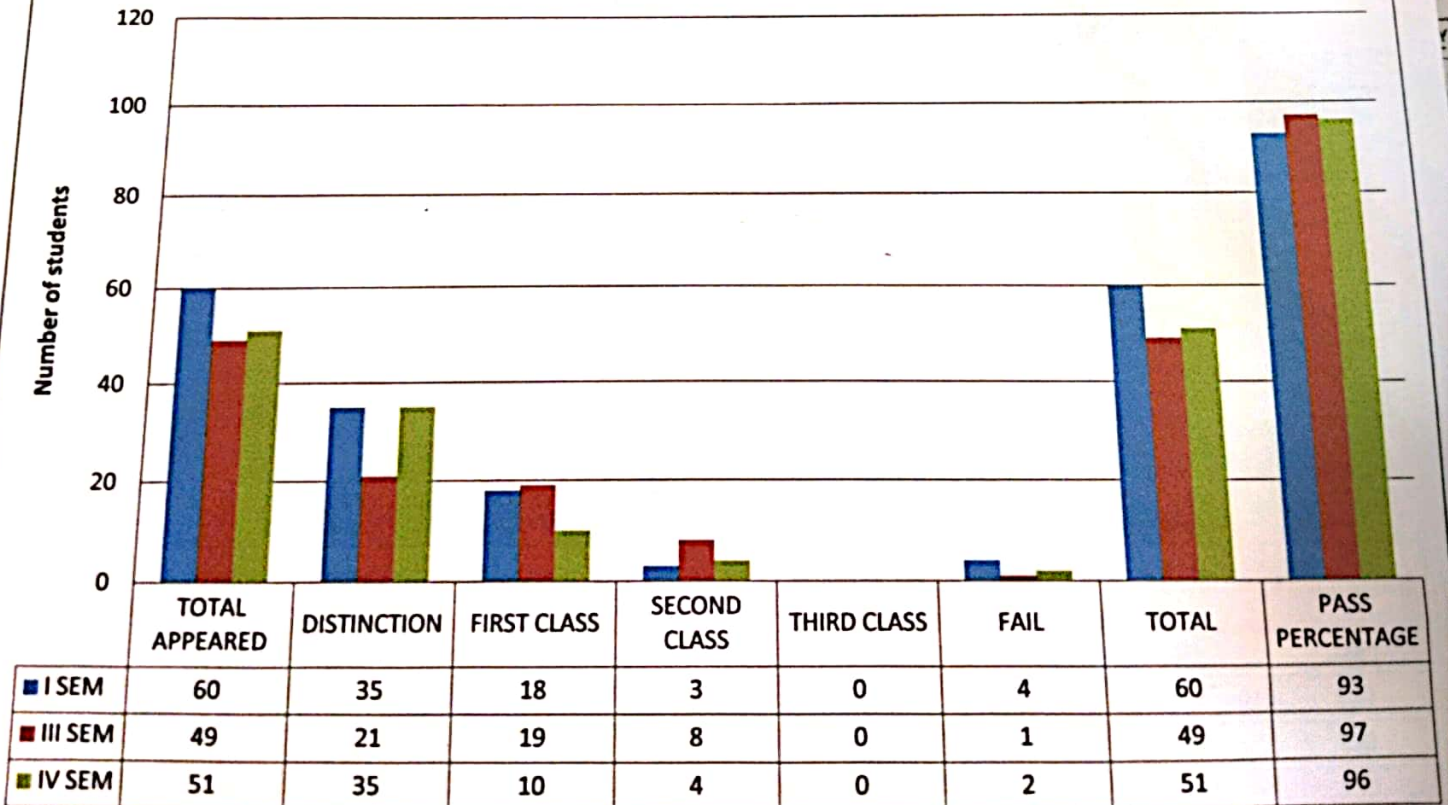
ಹಾಸನ - 573 201

**DEPARTMENT OF KANNADA
RESULT ANALYSIS 2021-2022**

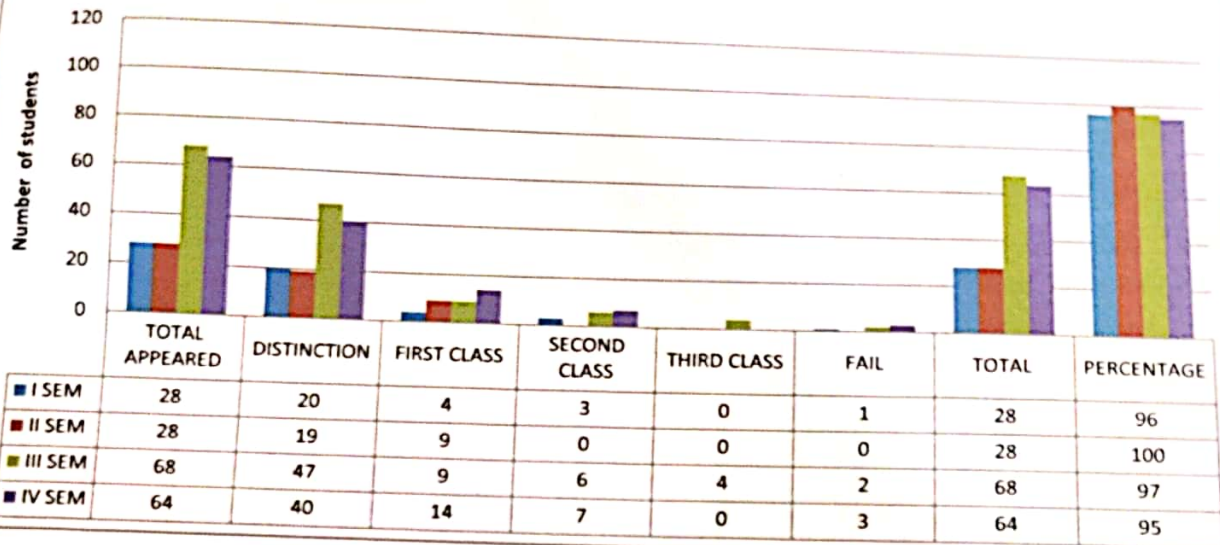
BA RESULT ANALYSIS



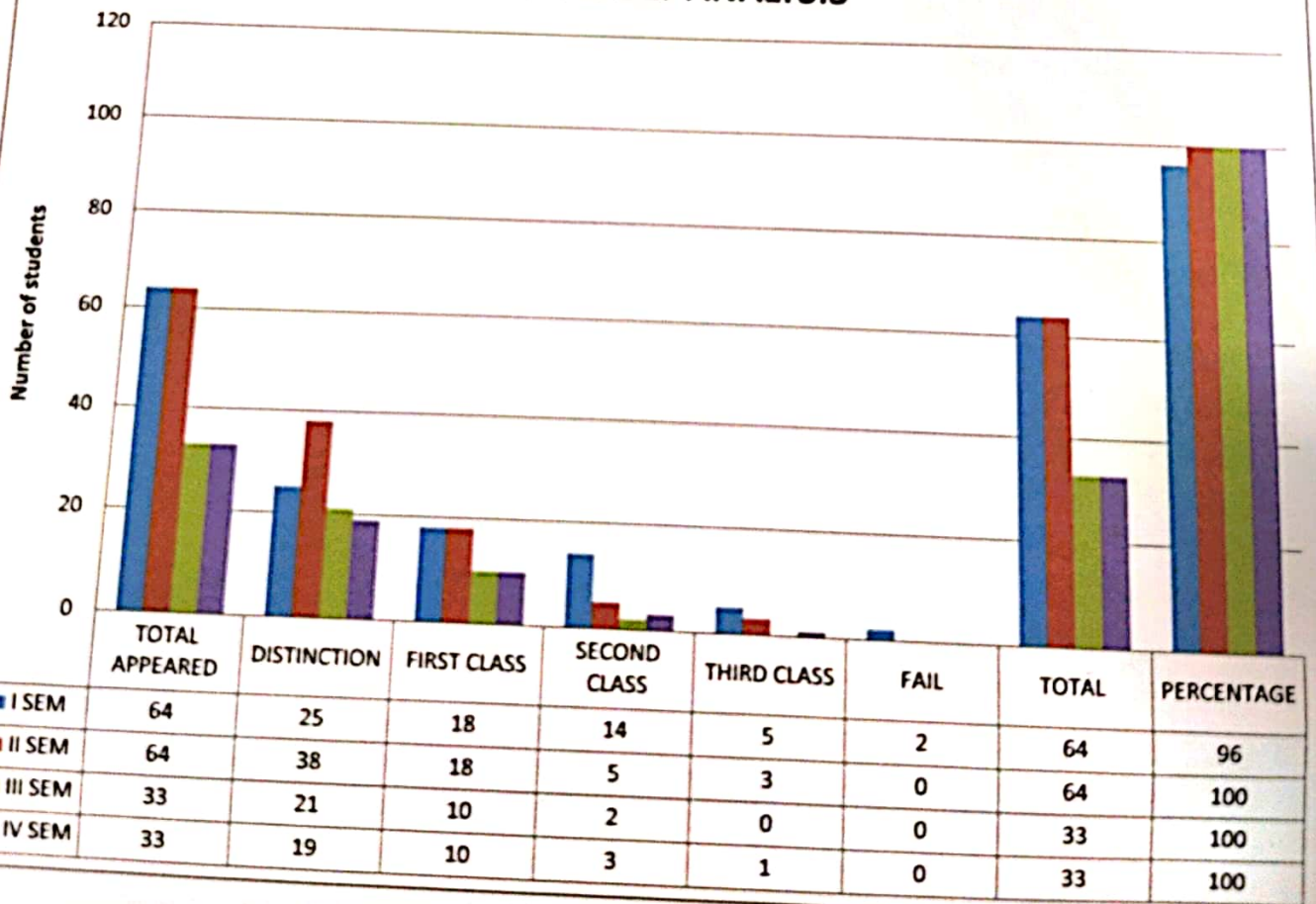
BCom RESULT ANALYSIS



BSc RESULT ANALYSIS



BCA RESULT ANALYSIS



	TOTAL APPEARED	DISTINCTION	FIRST CLASS	SECOND CLASS	THIRD CLASS	FAIL	TOTAL	PERCENTAGE
P1	3	2	1	0	0	0	3	100
P2	3	1	2	0	0	0	3	100
III SEM	5	0	2	1	0	2	5	60
IV SEM	5	0	3	0	0	2	5	60
V SEM	8	3	5	0	0	0	8	100
VI SEM	8	1	7	0	0	0	8	100

1. प्रकार

३५५

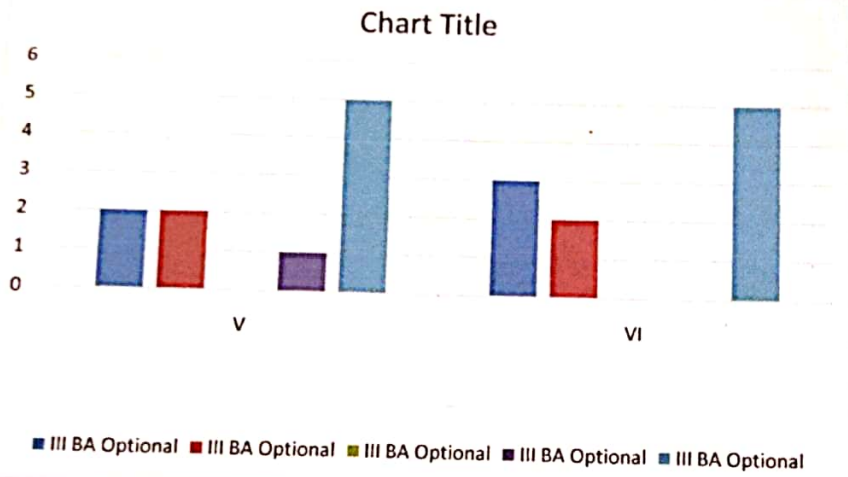
674 2467

573 201

AVK College For Women Hassan
Department of Kannada
RESULT ANALYSIS 2022-23

III BA OPTIONAL

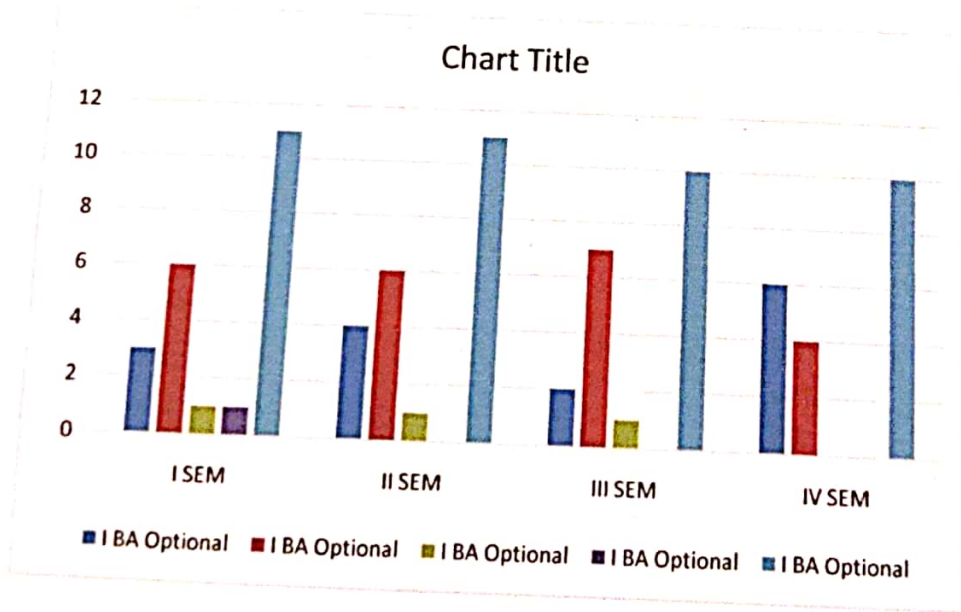
III BA Optional	V	VI
Distinction	2	3
First Class	2	2
Second Class	0	0
Fail	1	0
TOTAL	5	5



AVK College For Women Hassan
Department of Kannada
RESULT ANALYSIS 2022-23

II BA KANNADA Optional

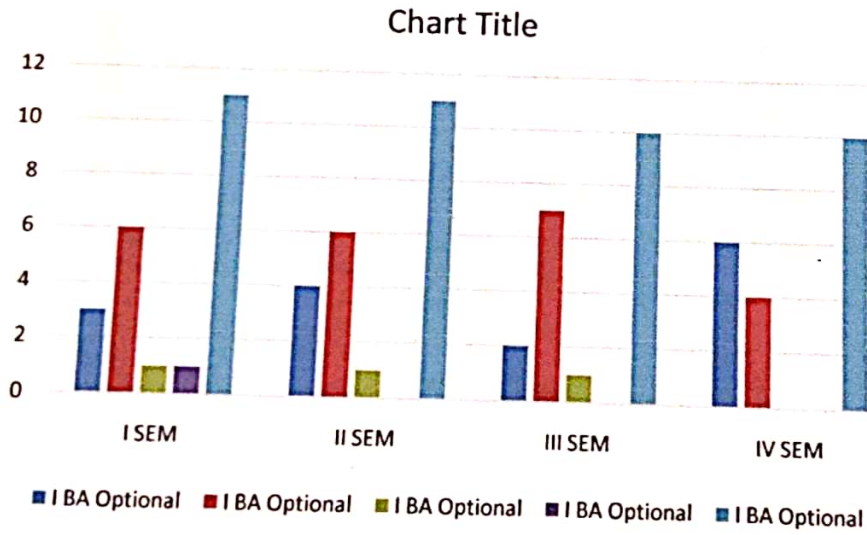
BA		III SEM		IV SEM	
		Paper V	Paper VI	Paper VII	Paper VIII
	Distinction	2	2	1	2
	First class	1	1	2	1
	Second Class	0	0	0	0
	Fail	0	0	0	0
	TOTAL	3	3	3	3



AVK College For Women Hassan
Department of Kannada
RESULT ANALYSIS 2022-23

I BA KANNADA Optional

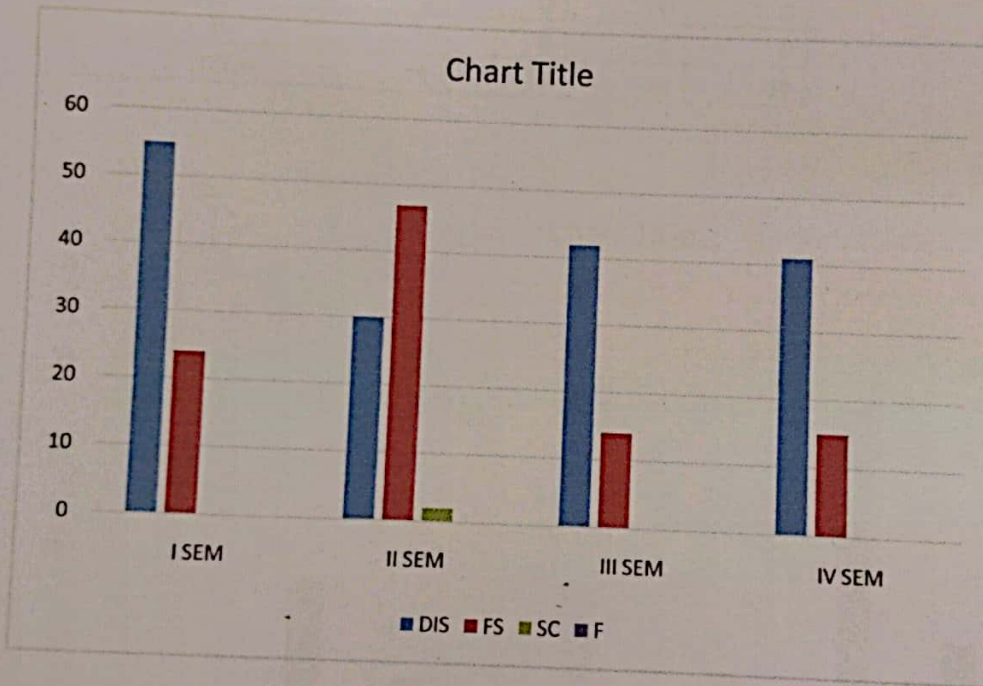
I BA Optional		I SEM	II SEM	III SEM	IV SEM
	Distinction	3	4	2	6
	First Class	6	6	7	4
	Second Class	1	1	1	0
	Fail	1	0	0	0
	TOTAL	11	11	10	10



AVK College For Women Hassan
Department of Kannada
RESULT ANALYSIS 2022-23

BCA Language Kannada

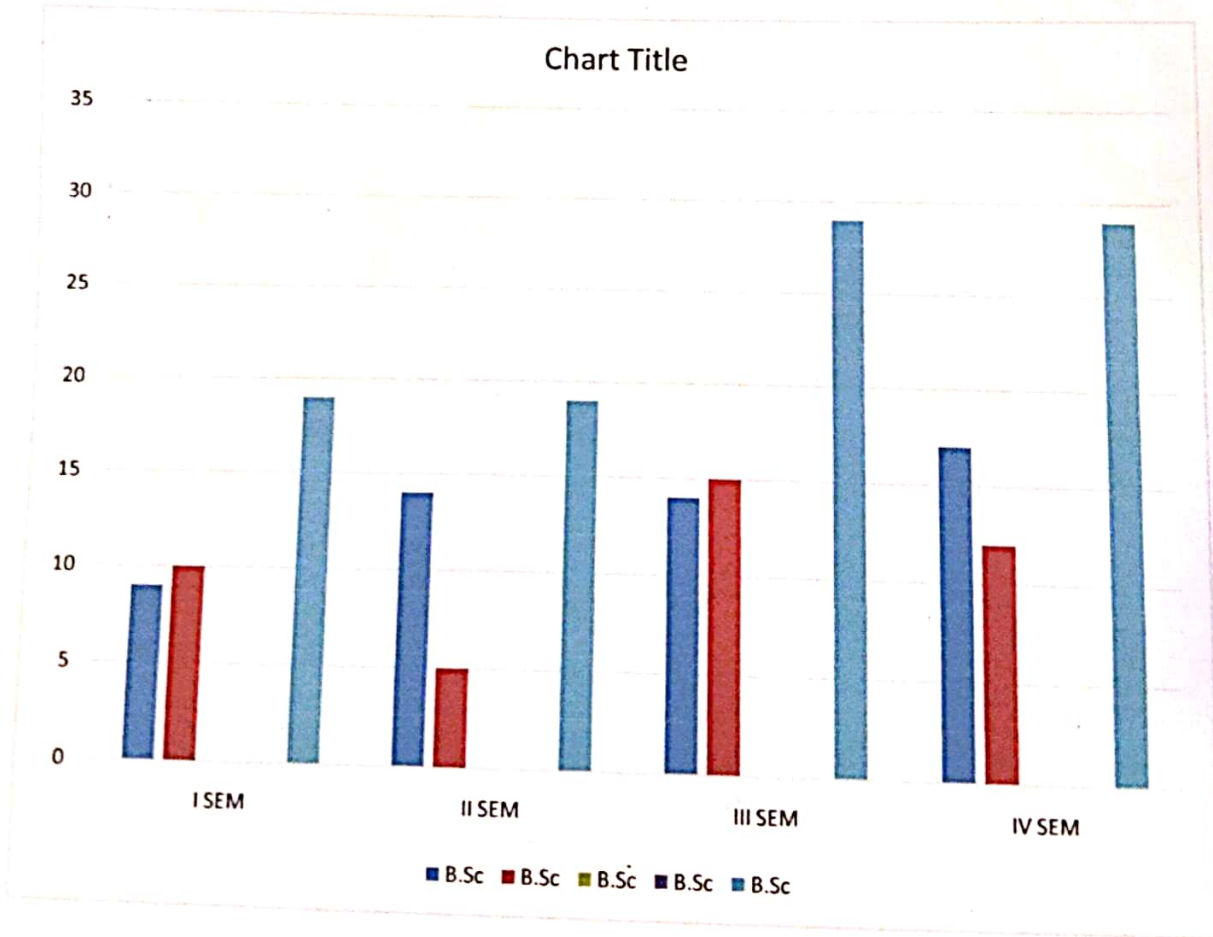
BCA		I SEM	II SEM	III SEM	IV SEM
	Distinction	55	30	42	41
	First Class	24	47	14	15
	Second Class	0	2	0	0
	Fail	0	0	0	0
	TOTAL	79	79	56	56



AVK College For Women Hassan
Department of Kannada
RESULT ANALYSIS 2022-23

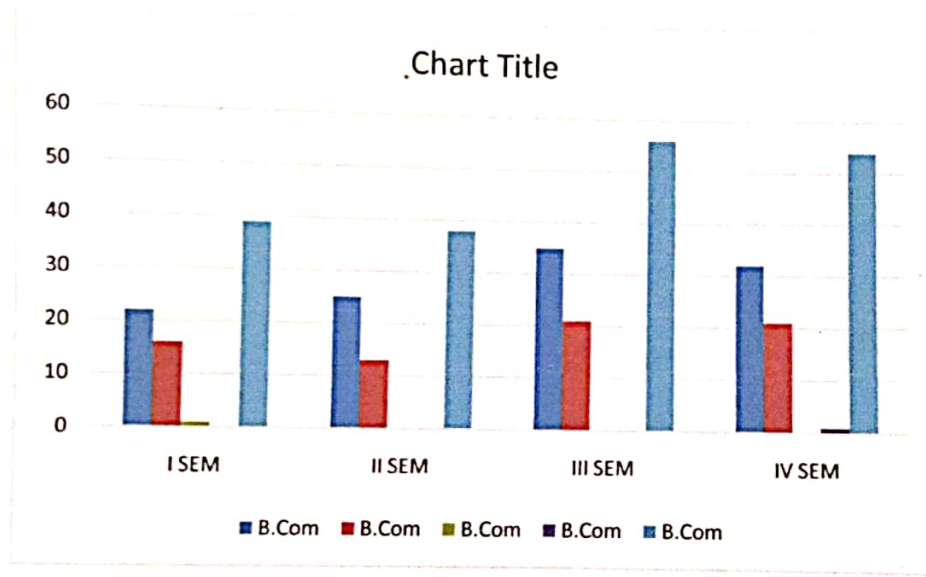
B.Sc Language Kannada

B.Sc		I SEM	II SEM	III SEM	IV SEM
	Distinction	9	14	14	17
	First Class	10	5	15	12
	Second Class	0	0	0	0
	Fail	0	0	0	0
	TOTAL	19	19	29	29



AVK College For Women Hassan
Department of Kannada
RESULT ANALYSIS 2022-23

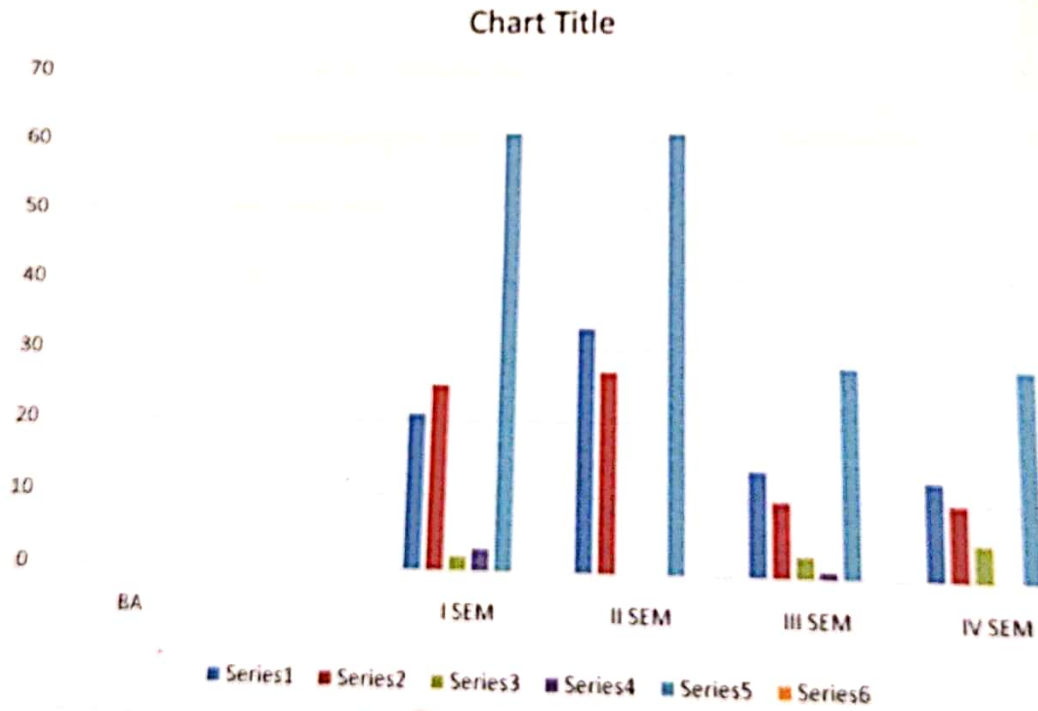
B.Com		I SEM	II SEM	III SEM	IV SEM
	Distinction	22	25	35	32
	First Class	16	13	21	21
	Second Class	1	0	0	0
	Fail	0	0	0	1
	TOTAL	39	38	56	54



AVK College For Women Hassan
Department of Kannada
RESULT ANALYSIS 2022-23

BA Language kannada

BA		I SEM	II SEM	III SEM	IV SEM
	Distinction	21	33	14	13
	First Class	25	27	10	10
	Second Class	2	0	3	5
	Fail	3	0	1	0
	TOTAL	61	61	28	28

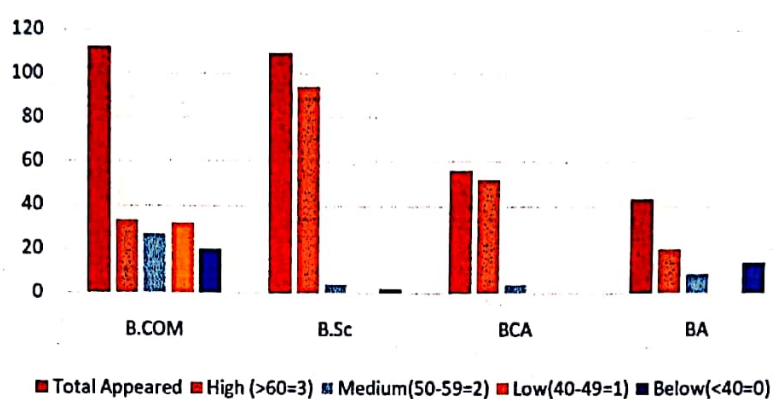


[Handwritten Signature]
 2022, 12, 20

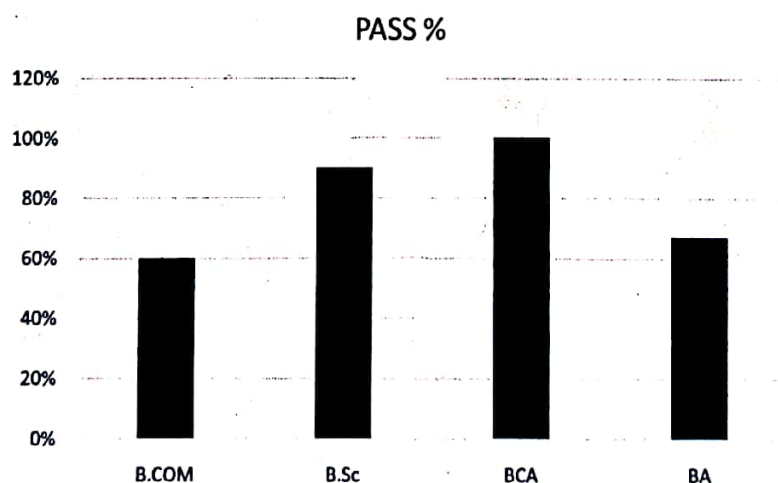
DEPARTMENT OF ENGLISH
I SEM RESULT ANALYSIS FOR THE ACADEMIC YEAR 2019-20

STREAM	B.COM	B.Sc	BCA	BA
Total Appeared	112	109	56	43
High (>60=3)	33	94	52	20
Medium(50-59=2)	27	4	4	9
Low(40-49=1)	32	0	0	0
Below(<40=0)	20	2	0	14

**I SEM RESULT ANALYSIS FOR THE ACADEMIC
YEAR 2019-20**



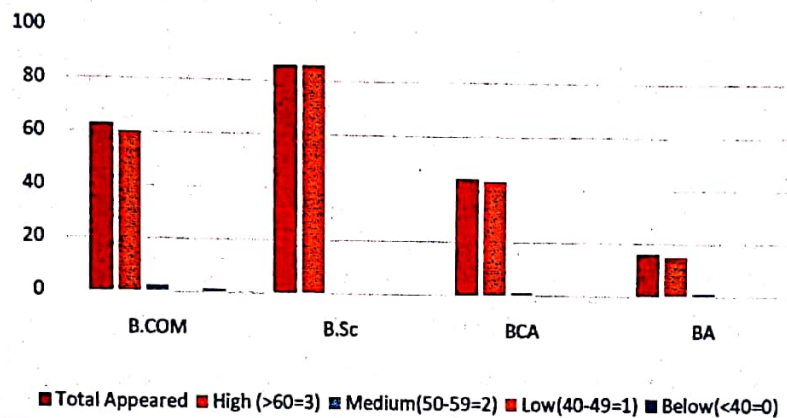
STREAM	B.COM	B.Sc	BCA	BA
PASS %	60%	90%	100%	67%



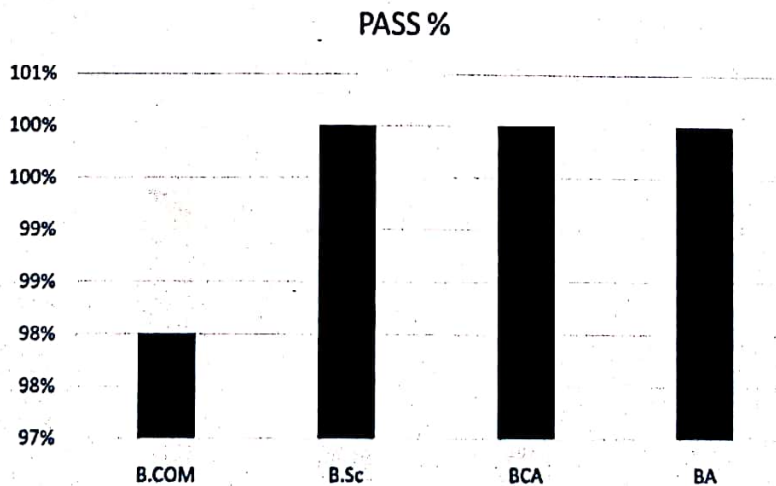
DEPARTMENT OF ENGLISH
II SEM RESULT ANALYSIS FOR THE ACADEMIC YEAR 2019-20

STREAM	B.COM	B.Sc	BCA	BA
Total Appeared	63	86	44	16
High (>60=3)	60	86	43	15
Medium(50-59=2)	2	0	1	1
Low(40-49=1)	0	0	0	0
Below(<40=0)	1	0	0	0

**II SEM RESULT ANALYSIS FOR THE ACADEMIC
YEAR 2019-20**



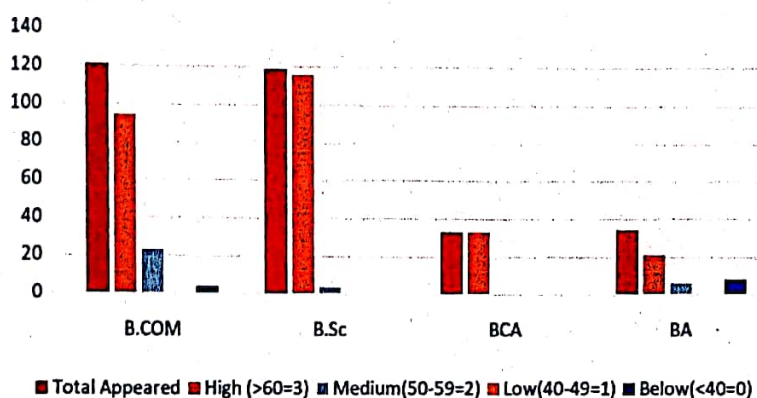
STREAM	B.COM	B.Sc	BCA	BA
PASS %	98%	100%	100%	100%



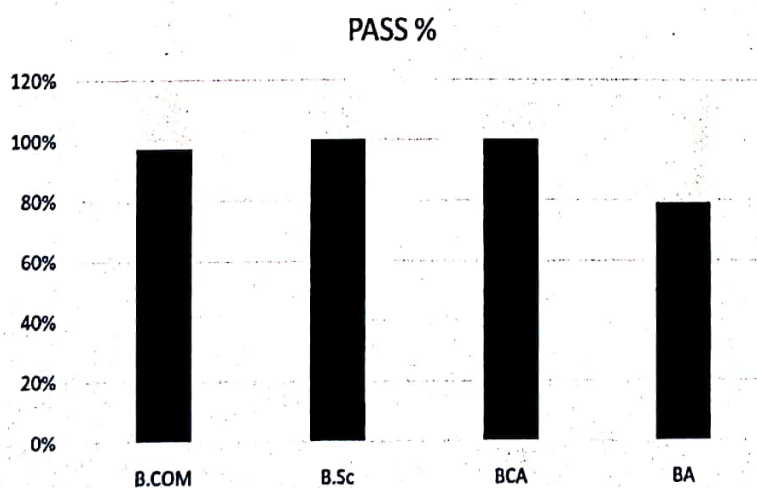
DEPARTMENT OF ENGLISH
III SEM RESULT ANALYSIS FOR THE ACADEMIC YEAR 2019-20

STREAM	B.COM	B.Sc	BCA	BA
Total Appeared	121	119	33	34
High (>60=3)	94	116	33	21
Medium(50-59=2)	23	3	0	6
Low(40-49=1)	0	0	0	0
Below(<40=0)	4	0	0	8

**III SEM RESULT ANALYSIS FOR THE ACADEMIC
YEAR 2018-19**



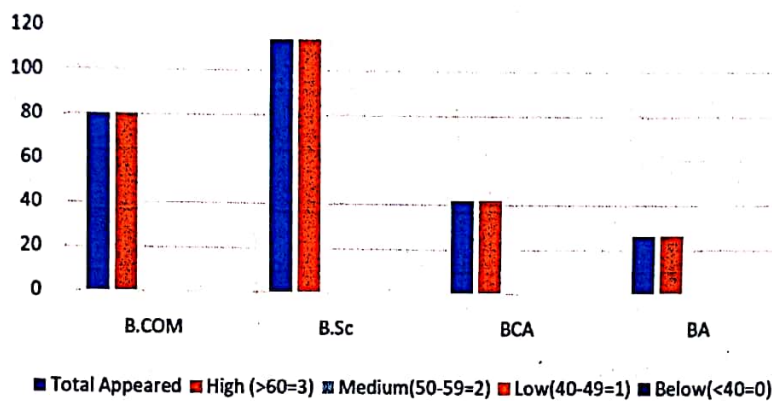
STREAM	B.COM	B.Sc	BCA	BA
PASS %	97%	100%	100%	79%



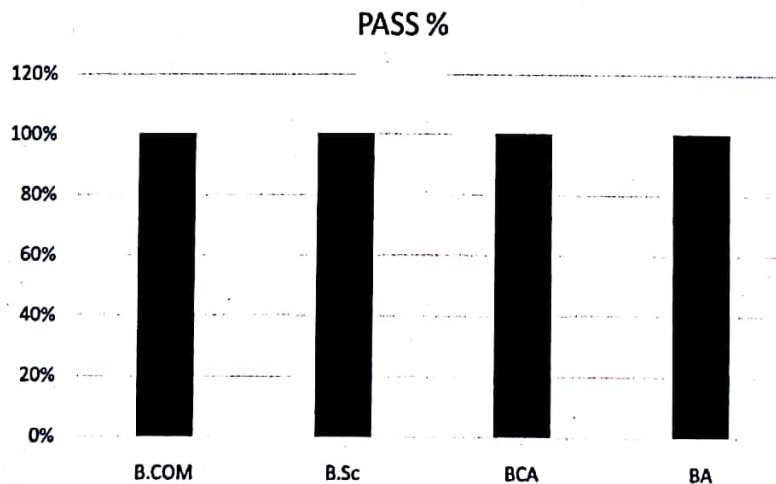
DEPARTMENT OF ENGLISH
IV SEM RESULT ANALYSIS FOR THE ACADEMIC YEAR 2019-20

STREAM	B.COM	B.Sc	BCA	BA
Total Appeared	80	114	42	26
High (>60=3)	80	114	42	26
Medium(50-59=2)	0	0	0	0
Low(40-49=1)	0	0	0	0
Below(<40=0)	0	0	0	0

**IV SEM RESULT ANALYSIS FOR THE ACADEMIC
YEAR 2019-20**



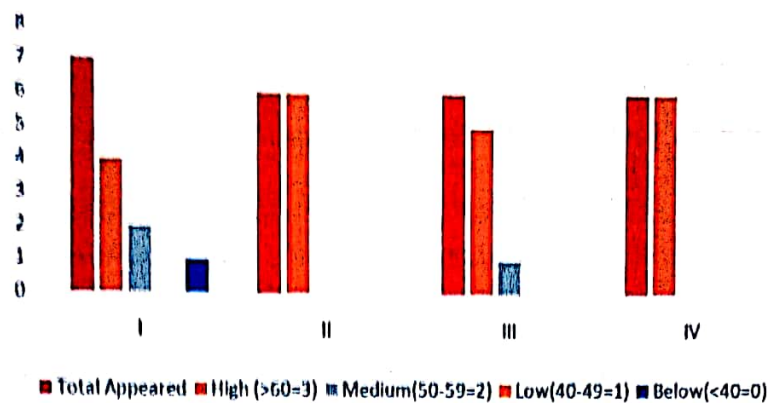
STREAM	B.COM	B.Sc	BCA	BA
PASS %	100%	100%	100%	100%



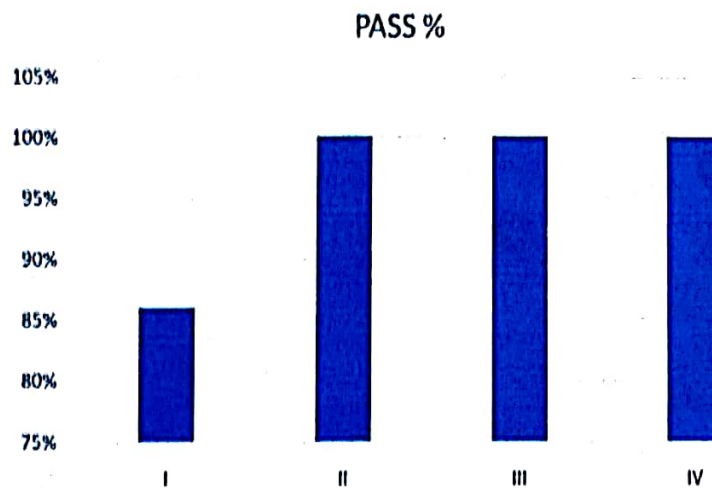
DEPARTMENT OF ENGLISH
BA OPTIONAL RESULT ANALYSIS FOR THE ACADEMIC YEAR 2019-2021

Sem	I	II	III	IV
Total Appeared	7	6	6	6
High (>60=3)	4	6	5	6
Medium(50-59=2)	2	0	1	0
Low(40-49=1)	0	0	0	0
Below(<40=0)	1	0	0	0

**BA OPTIONAL RESULT ANALYSIS FOR THE
ACADEMIC YEAR 2019-20**



SEM	I	II	III	IV
PASS %	86%	100%	100%	100%



AVK COLLEGE FOR WOMEN

Department Of English

Result Analysis

I SEMESTER

2019-20

During the Academic year 2019-20, a total of 112 BCOM, 109 BSC, 56 BCA and 43 BA program students appeared for the I Semester Examinations.

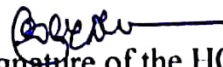
In the B.com program 33 students secured the high, 27 students with medium, 32 students low and 20 students come to the below Category. The pass Percentage was 60%.

In the B.sc program, 94 students secured the High, 4 students with medium and 2 students came into below Category. The pass percentage was 90%.

In the BCA Program, 52 students secured the high and 4 students come into the medium category, the pass percentage was 100%.

In the BA program, 20 students secured the high, 9 students with medium and 14 students come into the below category. The pass percentage was 67%.

The students who come into the low category with makeup marks were engaged into the remedial classes to improve their Academic progress.


Signature of the HOD
Prof. Prathima Devi R. T.
HOD of English
AVK College for Women
Hassan-573201

AVK COLLEGE FOR WOMEN, HASSAN

DEPARTMENT OF ENGLISH

RESULT ANALYSIS


2019-20

II SEMESTER

During the academic year 2019-20, a total of 63 B.com, 86 B.sc, 44 BCA and 16 BA program students appeared for the 2nd semester examinations.

In the B.com program, 60 students secured the high, 2 students come into the medium and 1 student came into the below category. The pass percentage was 95%.

The B.sc, BCA and BA program secured a cent percent result.


Signature of the HOD

Prof. Prathima Devi R. T.
HOD of English
AVK College for Women
Hassan-573201

AVK FOR WOMEN, HASSAN COLLEGE

DEPARTMENT OF ENGLISH

RESULT ANALYSIS 2019-20

III SEMSTER


During the academic year 2019-20, a total of 121 B.com, 119 B.sc, 33 BCA, and 34 BA program students appeared for the III semester examinations.

In the B.com program, 94 students secured the high, 23 students medium and 4 students came into the below category. The pass percentage was 97%.

The B.sc and BCA students came with a cent percent pass.

In the BA program, 21 students secured the high, 6 students with medium and 8 students came into the below category. The pass percentage was 79%.

The below category students were from the rural background without English basics. But these students were given special attention and all the remedial measures were undertaken to improve their academic progress.



Signature of the HOD

Prof. Prathima Devi R. T.
HOD of English
AVK College for Women
Hassan-573201

AVK COLLEGE FOR WOMEN, HASSAN


DEPARTMENT OF ENGLISH

RESULT ANALYSIS

2019-20

IV SEMSTER

During the academic year, 2019-20 a total of 80 B.com, 114 B.sc, 42 BCA and 26BA program students came out with cent percent pass.(Pandemic).



Signature of the HOD

Prof. Prathima Devi R. T.
HOD of English
AVK College for Women
Hassan-573201

AVK COLLEGE FOR WOMEN, HASSAN

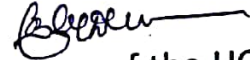
Department of English

Result Analysis

BA optional 2019 -2021

In the academic year 2019-21 the result of the BA optional program students was consistent with cent percent pass in the 2nd, 3rd and 4th semesters.

The 1st semester result had just 1 below category students who improved academically with all the special attention given.



Signature of the HOD

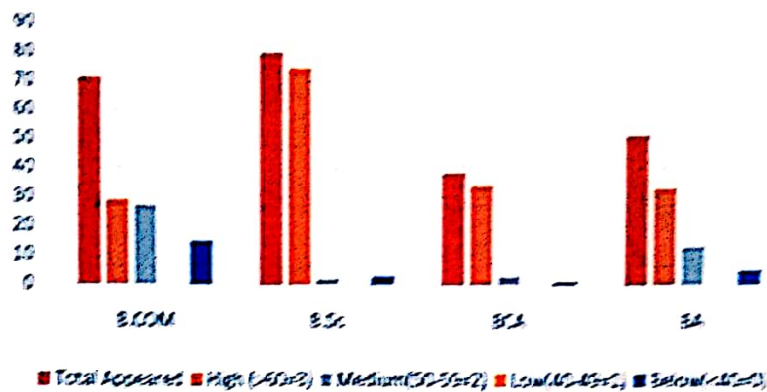
Prof. Prathima Devi R.T.

HOD of English
AVK College for Women
Hassan-573201

DEPARTMENT OF ENGLISH
1 SEM RESULT ANALYSIS FOR THE ACADEMIC YEAR 2020-21


STREAM	B.COM	B.Sc	BCA	BA
Total Appeared	71	79	68	56
High ($\geq 45\%$)	79	74	24	33
Medium (35% \leq $< 45\%$)	27	7	3	13
Low (40% \leq $< 35\%$)	0	0	0	0
Below ($< 40\%$)	15	3	1	9

**1 SEM RESULT ANALYSIS FOR THE ACADEMIC
YEAR 2020-21**



STREAM	B.COM	B.Sc	BCA	BA
PASS %	79%	96%	97%	90%

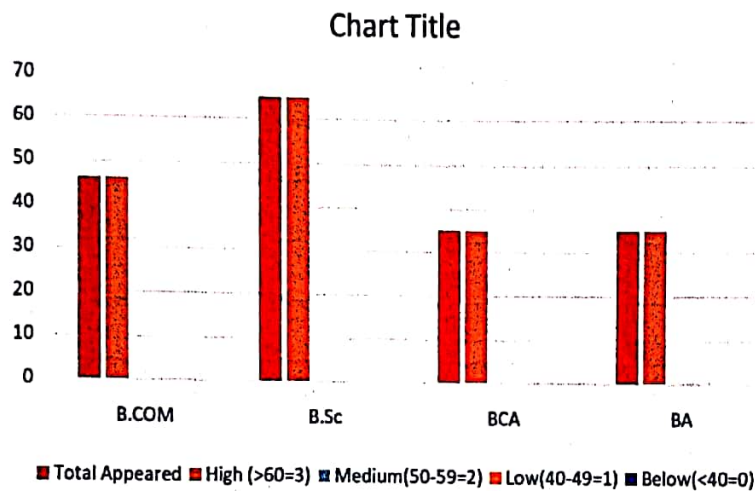
PASS %



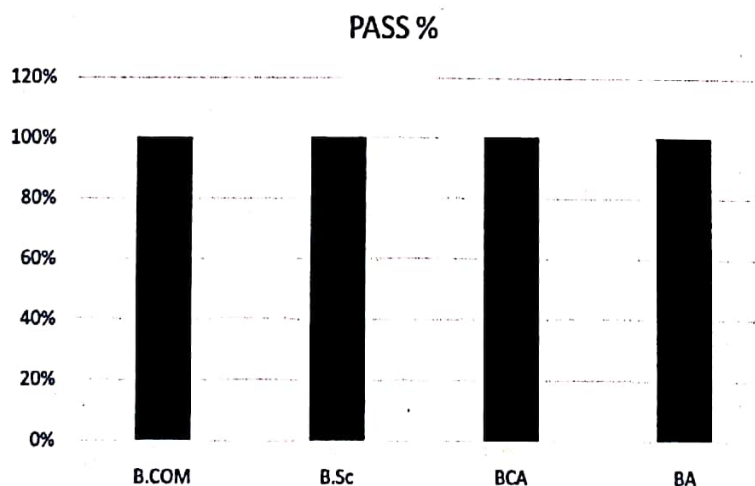
8

DEPARTMENT OF ENGLISH
II SEM RESULT ANALYSIS FOR THE ACADEMIC YEAR 2020-21

STREAM	B.COM	B.Sc	BCA	BA
Total Appeared	46	65	35	35
High (>60=3)	46	65	35	35
Medium(50-59=2)	0	0	0	0
Low(40-49=1)	0	0	0	0
Below(<40=0)	0	0	0	0



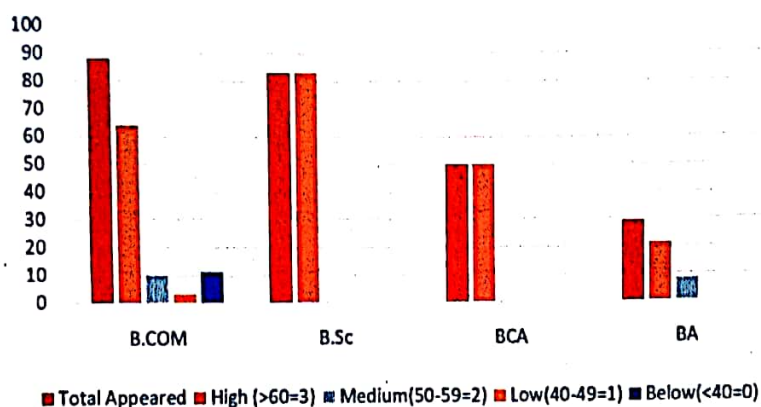
STREAM	B.COM	B.Sc	BCA	BA
PASS %	100%	100%	100%	100%



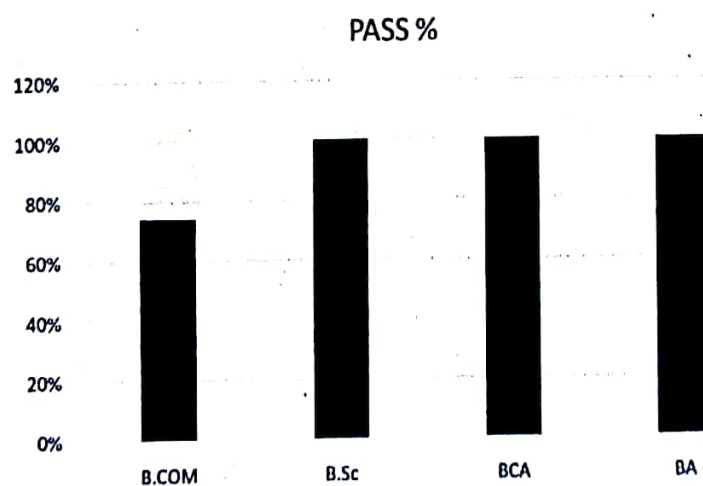
DEPARTMENT OF ENGLISH
III SEM RESULT ANALYSIS FOR THE ACADEMIC YEAR 2020-21

STREAM	B.COM	B.Sc	BCA	BA
Total Appeared	88	83	50	29
High (>60=3)	64	83	50	21
Medium(50-59=2)	10	0	0	8
Low(40-49=1)	3	0	0	0
Below(<40=0)	11	0	0	0

**III SEM RESULT ANALYSIS FOR THE ACADEMIC
YEAR 2020-21**



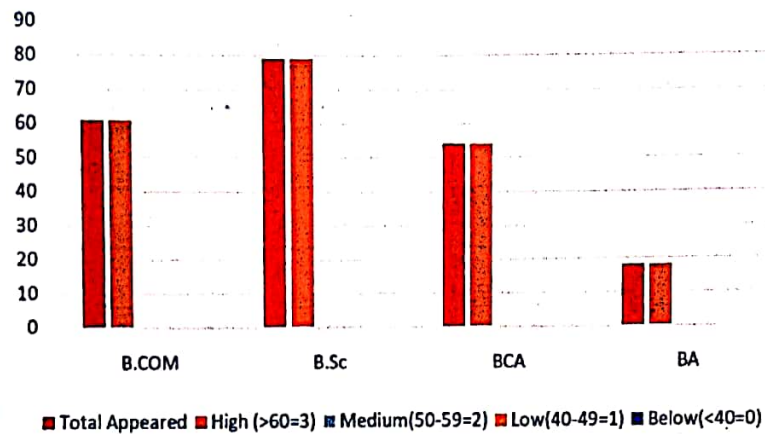
STREAM	B.COM	B.Sc	BCA	BA
PASS %	74%	100%	100%	100%



DEPARTMENT OF ENGLISH
IV SEM RESULT ANALYSIS FOR THE ACADEMIC YEAR 2020-21

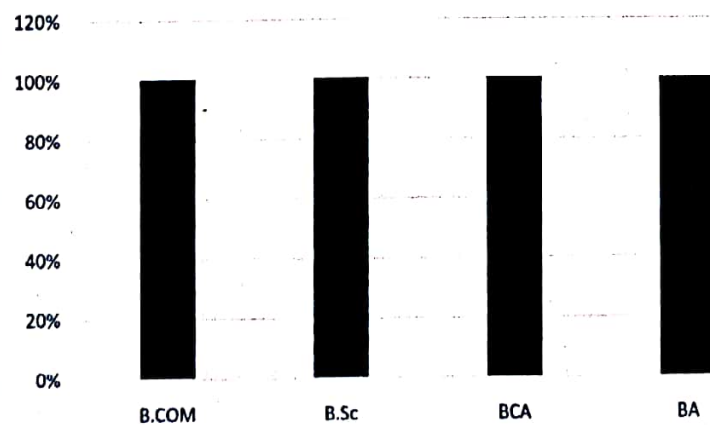
Program	B.COM	B.Sc	BCA	BA
Total Appeared	61	79	54	18
High (>60=3)	61	79	54	18
Medium(50-59=2)	0	0	0	0
Low(40-49=1)	0	0	0	0
Below(<40=0)	0	0	0	0

Chart Title



Program	B.COM	B.Sc	BCA	BA
PASS %	100%	100%	100%	100%

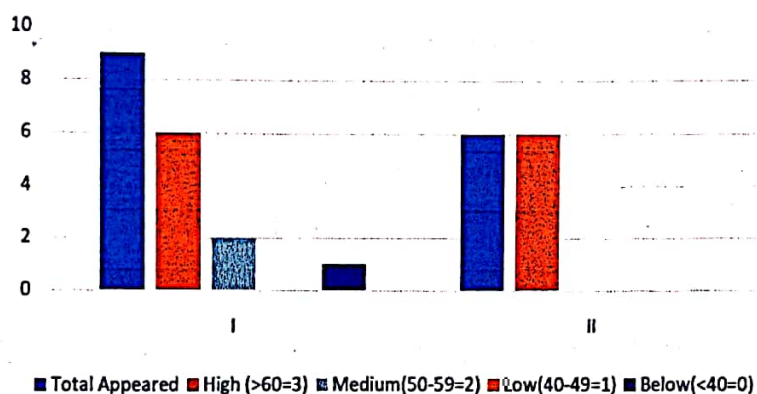
PASS %



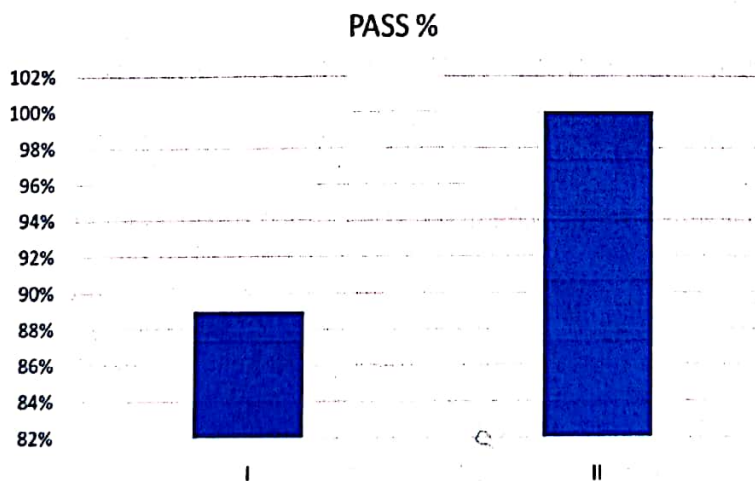
DEPARTMENT OF ENGLISH
BA OPTIONAL RESULT ANALYSIS FOR THE ACADEMIC YEAR 2020-21

Sem	I	II
Total Appeared	9	6
High (>60=3)	6	6
Medium(50-59=2)	2	0
Low(40-49=1)	0	0
Below(<40=0)	1	0

BA OPTIONAL RESULT ANALYSIS FOR THE
ACADEMIC YEAR 2020-21



SEM	I	II
PASS %	89%	100%



AVK COLLEGE FOR WOMEN, HASSAN

Department of English

Result Analysis

I SEM 2020-21

During the academic year 2020-21, a total of 71 B.com, 79 B.sc, 38 BCA and 51 BA program students appeared for the 1st semester examinations.

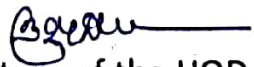
In the B.com program out of 71 students, 29 students secured the high, 27 students the medium and 15 students came into the below category. The pass percentage was 79%.

In the B.sc program 74 students secured the high 2 students the medium and 3 students the below category. The pass percentage was 96%.

In the BCA program 34 students secured the high, 3 students the medium and 1 student came into the below category. The pass percentage was 97%.

In the BA program 33 students secured the high, 13 students the medium and 5 students came into the below category. The pass percentage was 90%.

The makeup students were given special attention with all the remedial measures to improve their academic progress.


Signature of the HOD

Prof. Prathima Devi R. T.
HOD of English
AVK College for Women
Hassan-573201

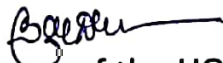
AVK COLLEGE FOR WOMEN, HASSAN

Department of English

Result Analysis

II SEM 2020-21

The 2nd semester results of all the programs were cent percent pass due to the pandemic outrage.


Signature of the HOD

Prof. Prathima Devi R. T.
HOD of English
AVK College for Women
Hassan-573201

AVK COLLEGE FOR WOMEN, HASSAN

Department of English

Result Analysis


III SEM 2020-21

During the academic year 2020-21 a total of 88 B.com, 83 B.sc, 50 BCA and 29 BA program students appeared for the examinations.

The B.SC, BCA and BA program students came out with a cent percent pass.

In the B.com program, 64 students secured the high, 10 the medium. 3 with low and 11 students came into the below category. The pass percentage was 74%.

The students were made to undergo all the remedial measures taken by the teachers to improve their results.



Signature of the HOD

Prof. Prathima Devi
HOD of English
AVK College for Women
Hassan-573201

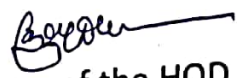
AVK COLLEGE FOR WOMEN, HASSAN

Department of English

Result Analysis

IV SEM 2020-21

The 4th semester results of all the programs were cent percent pass due to the pandemic outbreak.


Signature of the HOD

Prot. Prathima Devi R. T.,
HOD of English
AVK College for Women
Hassan-573201

AVK COLLEGE FOR WOMEN, HASSAN

Department of English

Result Analysis

BA optional 2018 -2021

A total of 13 BA optional students appeared for the 1st semester examinations, out of which 9 students secured the high, 2 students the medium and 2 students came into the below category with the pass percentage of 86%.

In the 2nd sem out of 13 students, 5 secured the high, 6 students the medium and 2 students the below with a pass of 86%.

The 3rd and 4th semester witnessed a cent percent pass.

The 5th semester had 91% pass percentage, with 9 students securing the high, 1 student with medium 1 student with below.

The 6th sem also had a cent percent pass.


Signature of the HOD
Prof. Prathima Devi R. T.
HOD of English
AVK College for Women
Hassan-573201

AVK COLLEGE FOR WOMEN, HASSAN

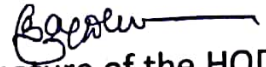
Department of English

Result Analysis

BA optional 2019 -2021

In the academic year 2019-21 the result of the BA optional program students was consistent with cent percent pass in the 2nd, 3rd and 4th semesters.

The 1st semester result had just 1 below category students who improved academically with all the special attention given.


Signature of the HOD

Prof. Prathima Devi R. T.
HOD of English
AVK College for Women
Hassan-573201

AVK COLLEGE FOR WOMEN, HASSAN

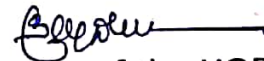
Department of English

Result Analysis

BA optional 2020 -21

The students of BA optional program faced two semester exams in the year 2020-21. The 1st semester had 89% pass percentage. Out of 9 students, 6 secured the high, 2 secured the medium category and 1 student fell into the below category.

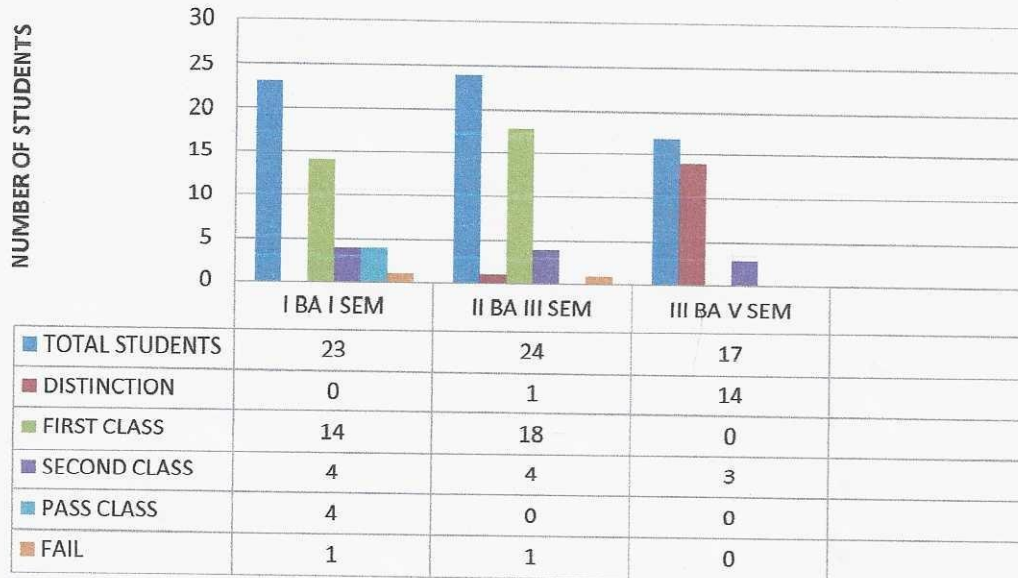
The 2nd semester results was cent percent due to the pandemic effect.



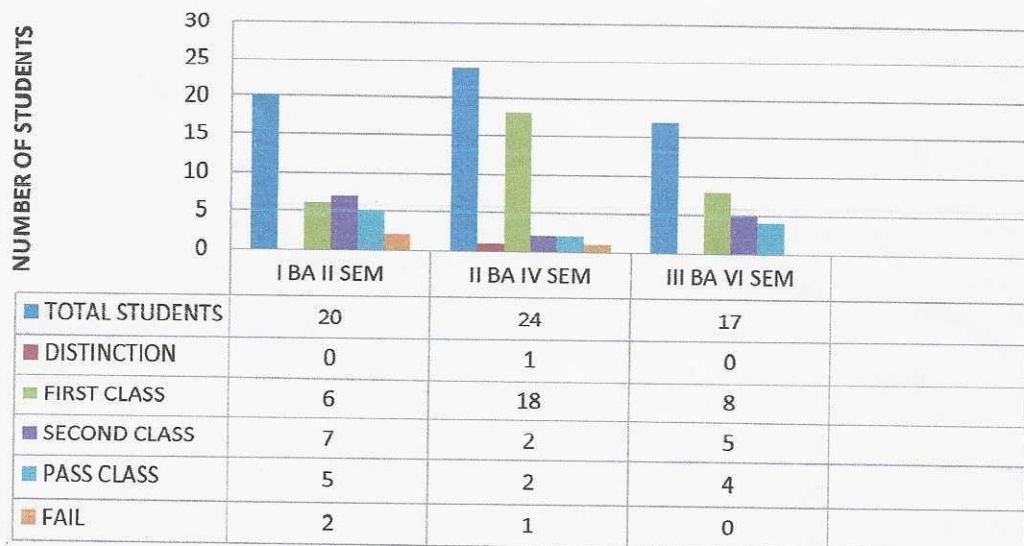
Signature of the HOD

Prof. Prathima Devi R. T.
HOD of English
AVK College for Women
Hassan-573201

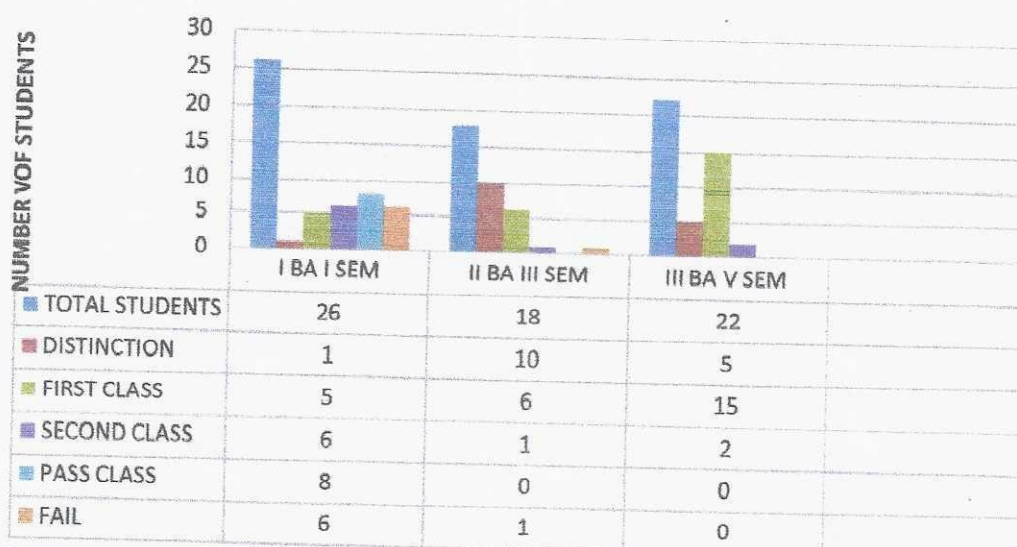
DEPARTMENT OF SOCIOLOGY
RESULT ANALYSIS FOR THE YEAR 2018-19
ODD SEMESTER (I, III & V)



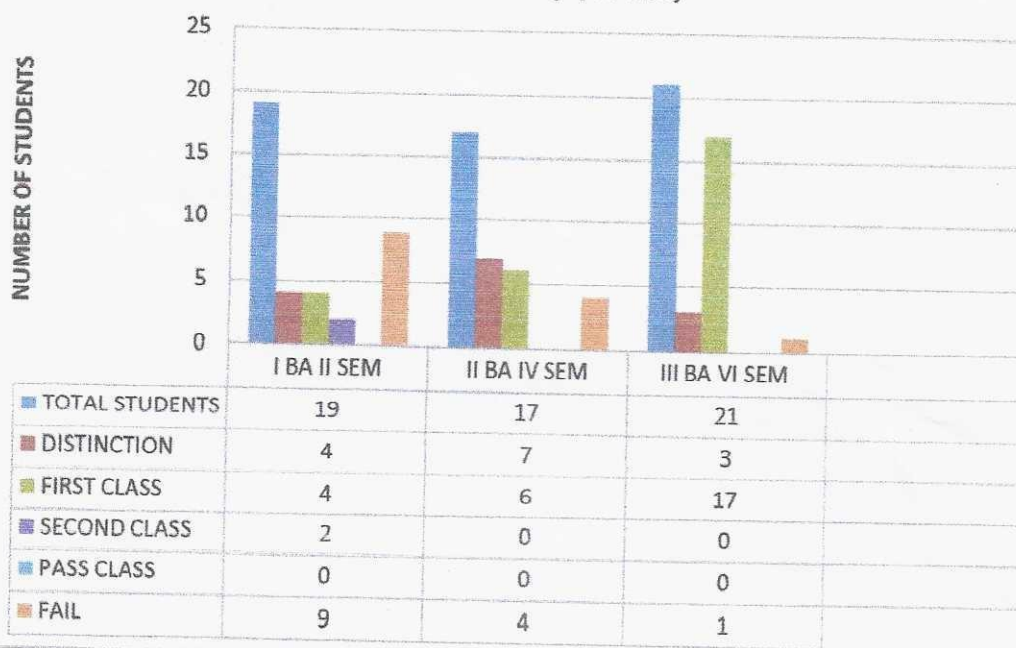
DEPARTMENT OF SOCIOLOGY
RESULT ANALYSIS FOR THE YEAR 2018-19
EVEN SEMESTER (II, IV & VI)



**DEPARTMENT OF SOCIOLOGY
RESULT ANALYSIS FOR THE YEAR 2019 - 20
ODD SEMESTER (I, III & V)**

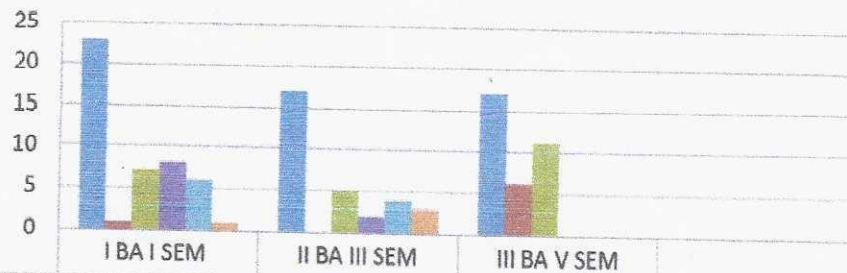


**DEPARTMENT OF SOCIOLOGY
RESULT ANALYSIS FOR THE YEAR 2019-20
EVEN SEMESTER (II, IV & VI)**



**DEPARTMENT OF SOCIOLOGY
RESULT ANALYSIS FOR THE YEAR 2020 - 21
ODD SEMESTER (I, III & V)**

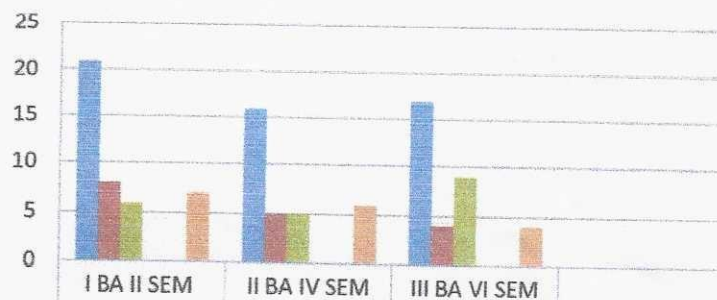
NUMBER OF STUDENTS



	I BA I SEM	II BA III SEM	III BA V SEM
TOTAL STUDENTS	23	17	17
DISTINCTION	1	0	6
FIRST CLASS	7	5	11
SECOND CLASS	8	2	0
PASS CLASS	6	4	0
FAIL	1	3	0

**DEPARTMENT OF SOCIOLOGY
RESULT ANALYSIS FOR THE YEAR 2020 - 21
EVEN SEMESTER (II, IV & VI)**

NUMBER OF STUDENTS



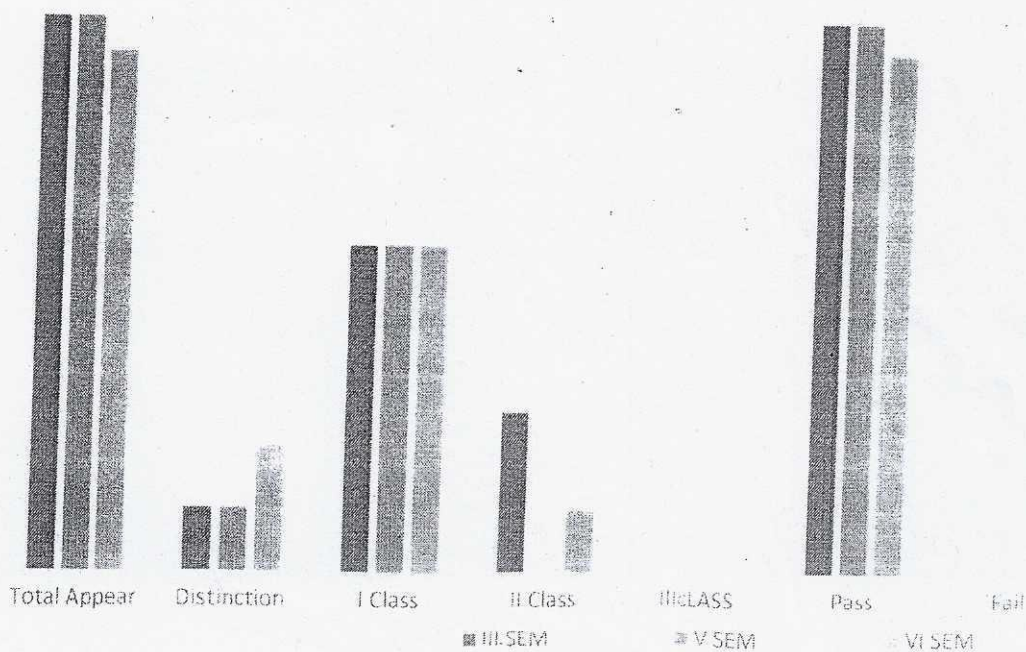
	I BA II SEM	II BA IV SEM	III BA VI SEM
TOTAL NUMBER OF STUDENTS	21	16	17
DISTINCTION	8	5	4
FIRST CLASS	6	5	9
SECOND CLASS	0	0	0
PASS CLASS	0	0	0
FAIL	7	6	4

A.V. KANTHAMMA COLLEGE FOR WOMEN, HASSAN
DEPARTMENT OF SOCIOLOGY

2021-22
RESULT ANALYSIS

		III Sem- 100 %	V Sem- 100 %	VI Sem 100 %
1	Total Appeared	17	17	16
2	Distinction	2	6	4
3	First	10	17	10
4	Second	5	NIL	2
5	Third	NIL	NIL	NIL
6	Pass	17	17	16
7	Fail	NIL	NIL	NIL

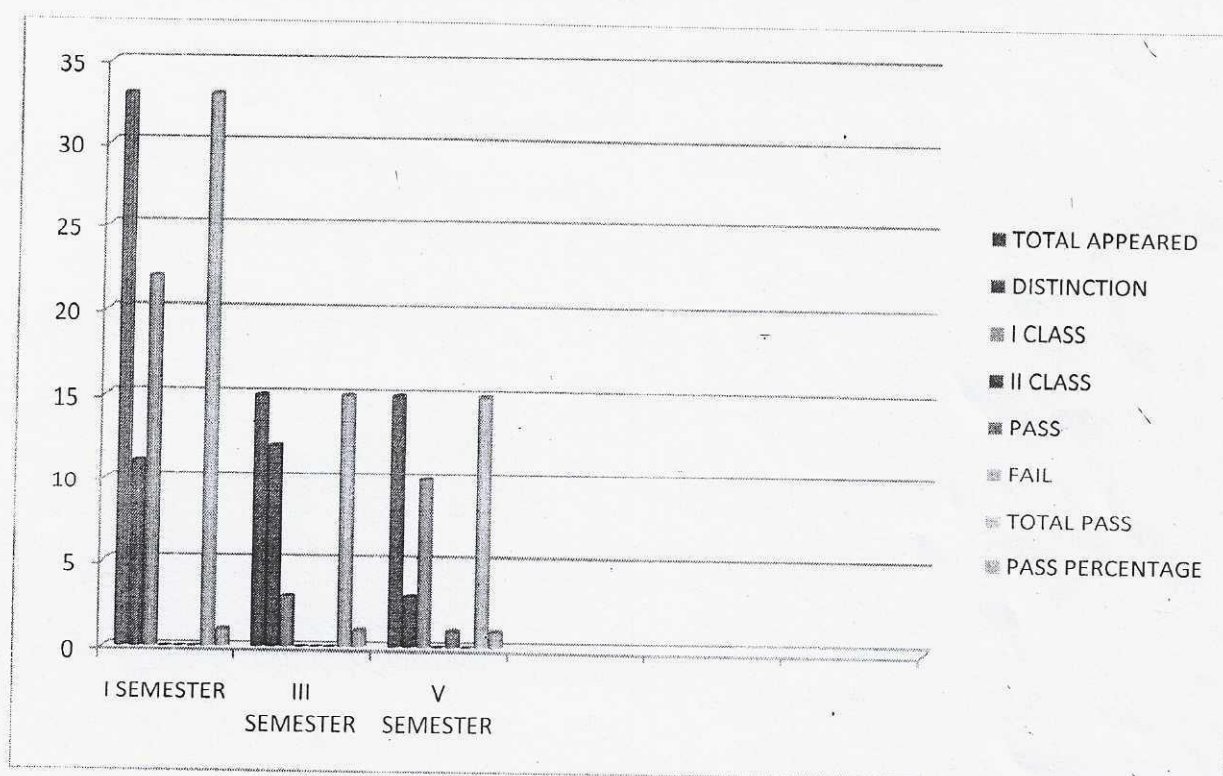
SOCIOLOGY RESULT



Head of Department
 Department of Sociology
 A.V. KANTHAMMA COLLEGE FOR WOMEN, HASSAN

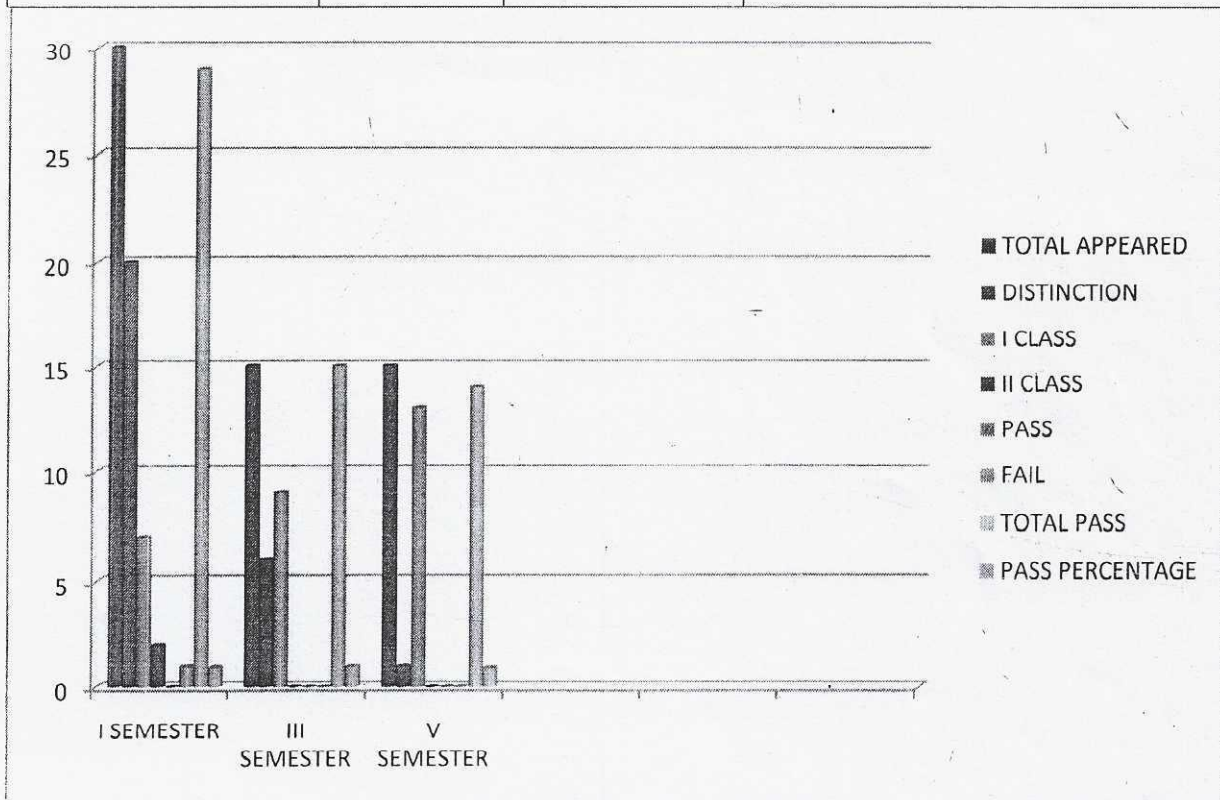
A.V.K.COLLEGE FOR WOMEN, HASSAN
DEPARTMENT OF SOCIOLOGY
RESULT SHEET (2022-23)

SEMESTER	I	III	V
TOTAL APPEARED	33	15	15
DISTINCTION	11	12	3
I CLASS	22	3	10
II CLASS	NIL	NIL	NIL
PASS	NIL	NIL	1
FAIL	NIL	NI;L	NIL
TOTAL PASS	33	15	15
PASS PERCENTAGE	100%	100%	100%



A.V.K.COLLEGE FOR WOMEN, HASSAN
DEPARTMENT OF SOCIOLOGY
RESULT SHEET (2022-23)

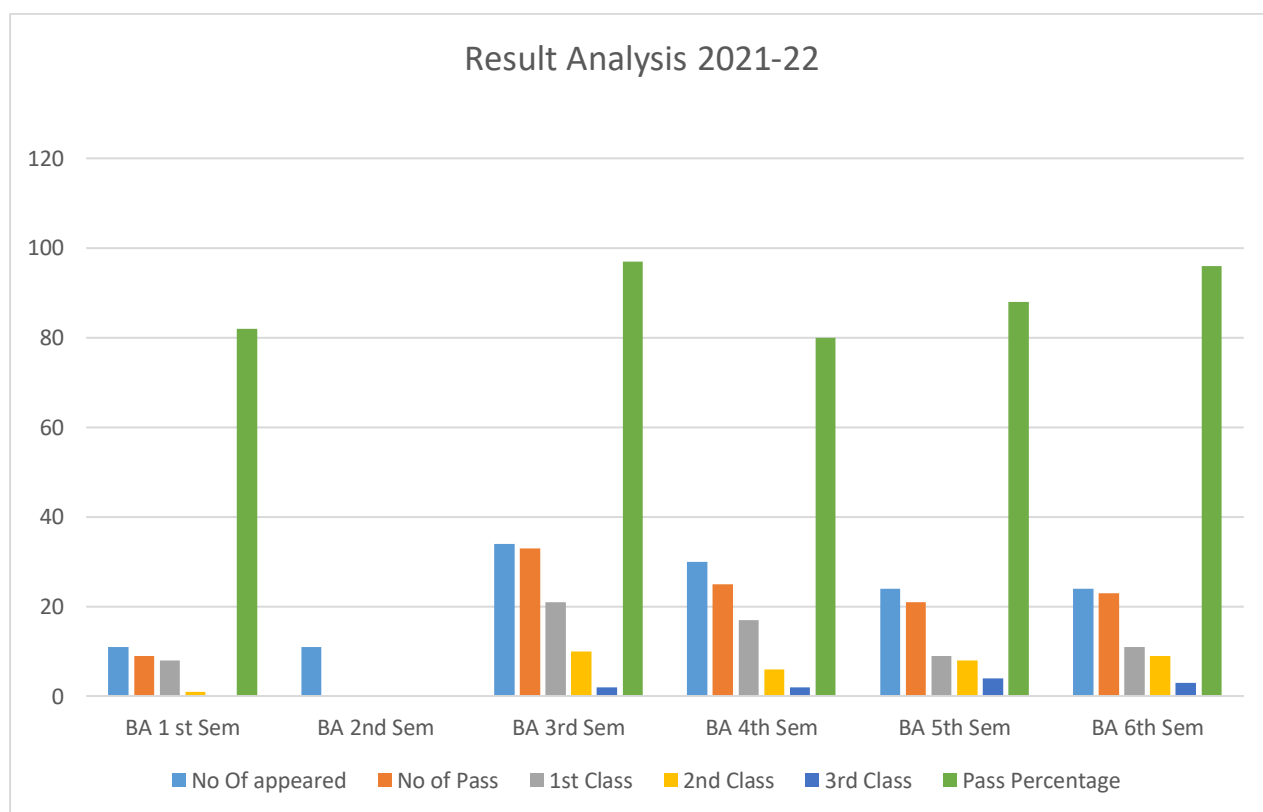
SEMESTER	<u>II</u>	<u>IV</u>	<u>VI</u>
TOTAL APPEARED	30	15	15
DISTINCTION	20	6	1
I CLASS	7	9	13
II CLASS	2	NIL	NIL
PASS	NIL	NIL	NIL
FAIL	1	NIL	NIL
TOTAL PASS	29	15	14
PASS PERCENTAGE	96	100%	93%

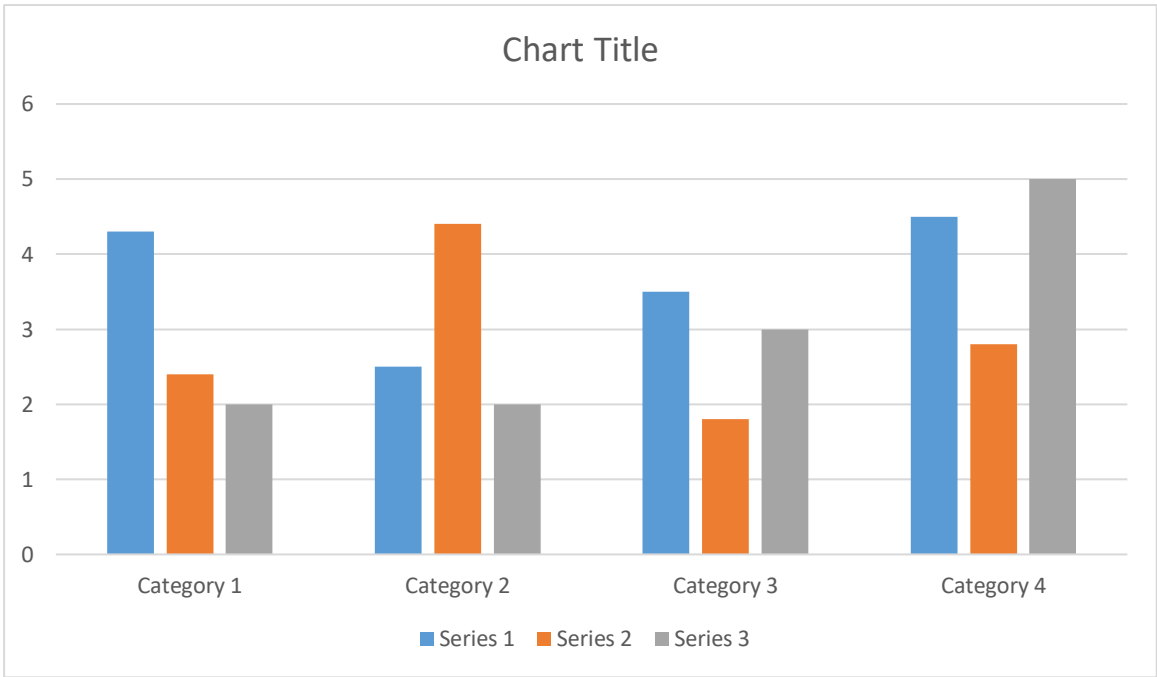


A.V. KANTHAMMA COLLEGE FOR WOMEN, HASSAN - 573201

Dept. of Economics
Result Analysis 2021-22

	No Of appeared	No of Pass	1 st Class	2nd Class	3rd Class	Pass Percentage
BA 1 st Sem	11	09	08	1	0	82
BA 2 nd Sem	11					
BA 3rd Sem	34	33	21	10	02	97
BA 4 th Sem	30	25	17	06	02	80
BA 5 th Sem	24	21	09	08	04	88
BA 6 th Sem	24	23	11	09	03	96





A.V. KANTHAMMA COLLEGE FOR WOMEN, HASSAN - 573201

Dept. of Economics
Result Analysis 2022-23

Class	No Of appeared	No of Pass	1 st Class	2nd Class	3rd Class	Pass Percentage
1 st BA 1 st Sem	21	19	18	01	00	90.5
1 st BA 2 nd Sem	21	19	18	01	00	90.5
2 nd BA 3 rd Sem	11	11	11	00	00	100
2 nd BA 4 th Sem	11	11	11	00	00	100
3 rd BA 5 th Sem	32	32	31	01	00	100
3 rd BA 6 th Sem	32	32	31	01	00	100

